

Drake High School Wellness Survey Summary (Parent Report)

ETR

1333 Broadway Street, Suite P110
Oakland, CA 94612

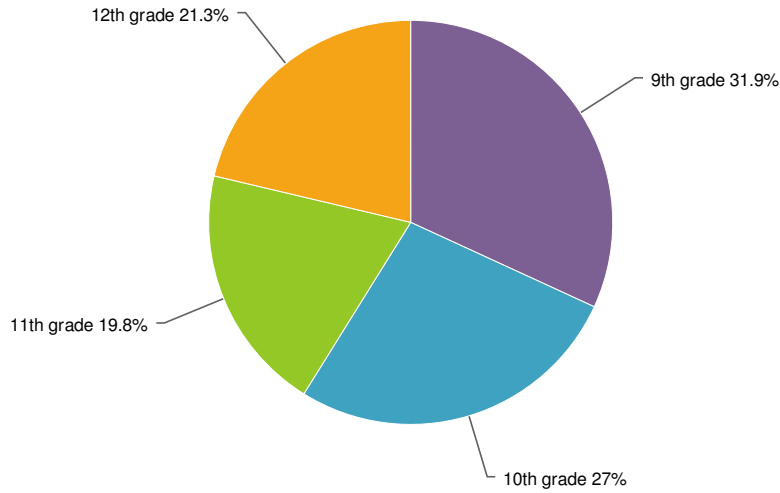
www.etr.org



Advancing science
Reducing risk
Improving lives

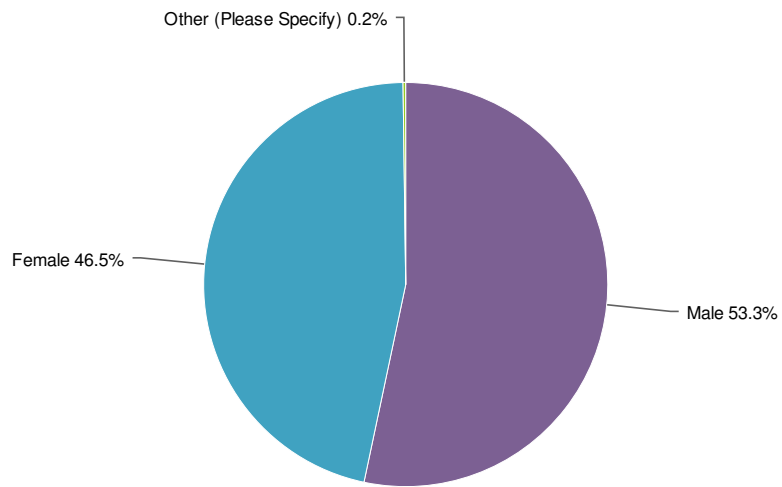
Drake Wellness Parent Survey Summary

1. Please provide some basic, non-identifying information about your Drake High School student. If you have more than one child at Drake, you will be able to provide information on them too. In what grade is your child?



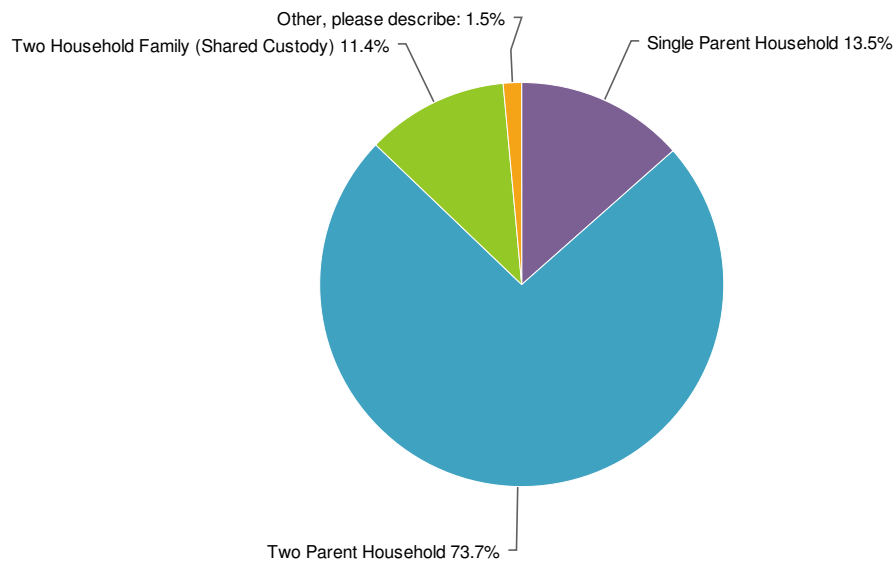
| Value | Percent | Count | Statistics | |
|------------|---------|-------|------------|-------|
| 9th grade | 31.9% | 151 | Sum | 302.0 |
| 10th grade | 27.0% | 128 | Average | 2.0 |
| 11th grade | 19.8% | 94 | Max | 2.0 |
| 12th grade | 21.3% | 101 | | |
| Total | | 474 | | |

2. What is your child's gender?



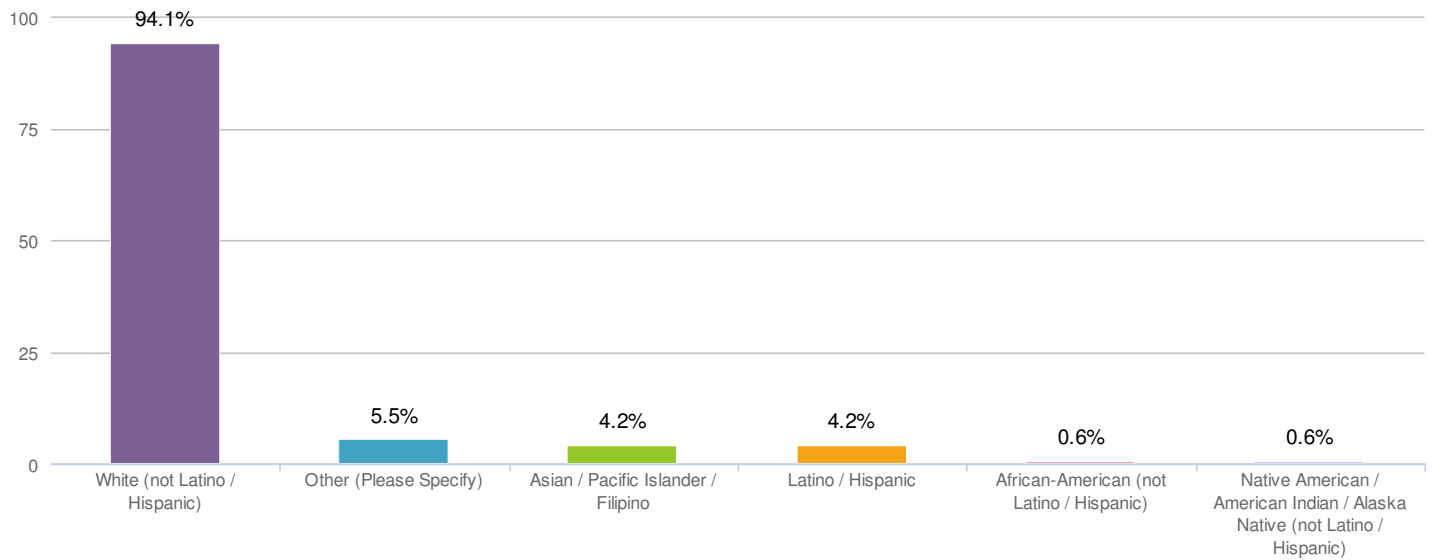
| Value | Percent | Count |
|------------------------|---------|-------|
| Male | 53.3% | 249 |
| Female | 46.5% | 217 |
| Transgender | 0.0% | 0 |
| Intersex | 0.0% | 0 |
| Other (Please Specify) | 0.2% | 1 |
| Total | | 467 |

12. Please check the option that best reflects your household.



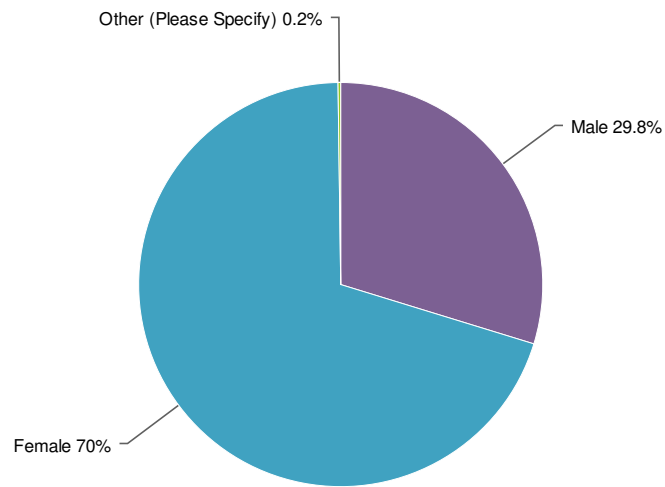
| Value | Percent | Count |
|---------------------------------------|---------|-------|
| Single Parent Household | 13.5% | 64 |
| Two Parent Household | 73.7% | 350 |
| Two Household Family (Shared Custody) | 11.4% | 54 |
| Other, please describe: | 1.5% | 7 |
| Total | | 475 |

13. What is your race/ethnicity? Please mark all that apply.



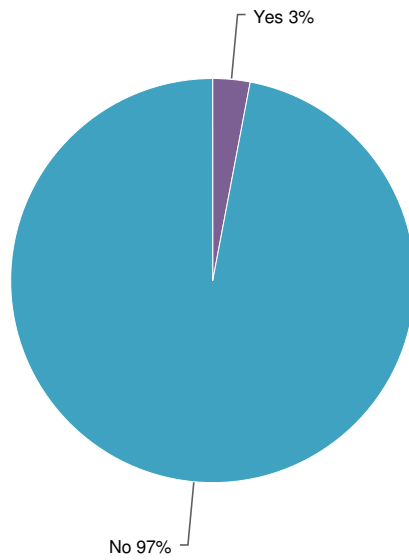
| Value | Percent | Count |
|---|---------|-------|
| White (not Latino / Hispanic) | 94.1% | 444 |
| Other (Please Specify) | 5.5% | 26 |
| Asian / Pacific Islander / Filipino | 4.2% | 20 |
| Latino / Hispanic | 4.2% | 20 |
| African-American (not Latino / Hispanic) | 0.6% | 3 |
| Native American / American Indian / Alaska Native (not Latino / Hispanic) | 0.6% | 3 |
| Total | | 472 |

14. What is your gender?



| Value | Percent | Count |
|------------------------|---------|-------|
| Male | 29.8% | 141 |
| Female | 70.0% | 332 |
| Transgender | 0.0% | 0 |
| Intersex | 0.0% | 0 |
| Other (Please Specify) | 0.2% | 1 |
| Total | | 474 |

15. Does your child or children receive a free or reduced-price lunch?



| Value | Percent | Count |
|-------|---------|-------|
| Yes | 3.0% | 14 |
| No | 97.0% | 456 |
| Total | | 470 |

16. What do you identify as the top 3 social and emotional challenges faced by students at Drake High School?

| | Score* | Overall Rank |
|---|--------|--------------|
| Stress and pressure around academic performance | 4575 | 1 |
| Social Challenges (Fitting In) | 3159 | 2 |
| Alcohol Use | 2257 | 3 |
| Drug Use (Other than Alcohol) | 2207 | 4 |
| Anxiety | 2094 | 5 |
| Making Decisions about Sex | 870 | 6 |
| Depression | 796 | 7 |
| Low Self-Esteem | 641 | 8 |
| Family Issues | 628 | 9 |
| Unhealthy Relationships | 307 | 10 |
| Cultural Isolation | 278 | 11 |
| Other | 240 | 12 |
| Bullying at School | 205 | 13 |
| Cyber-Bullying | 178 | 14 |
| Verbal Harassment | 93 | 15 |

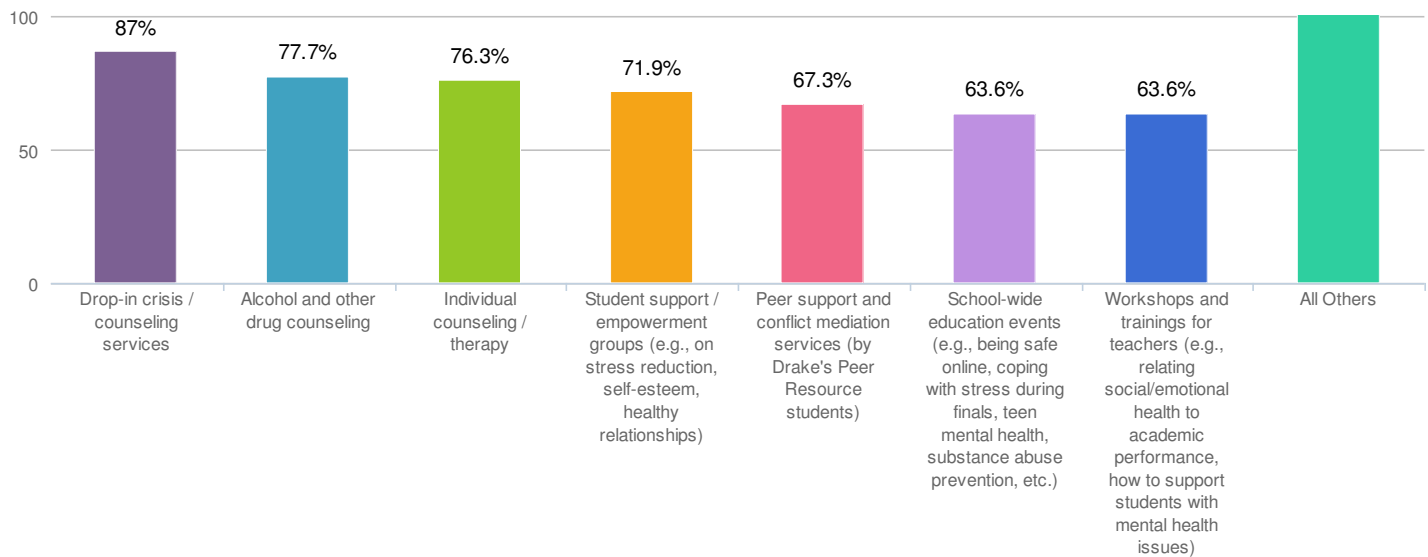
Total Respondents 429

*Score is a weighted calculation. Items ranked first are valued higher than the following ranks, the score is the sum of all weighted rank counts.

17. Please rate your level of agreement with the following statements.

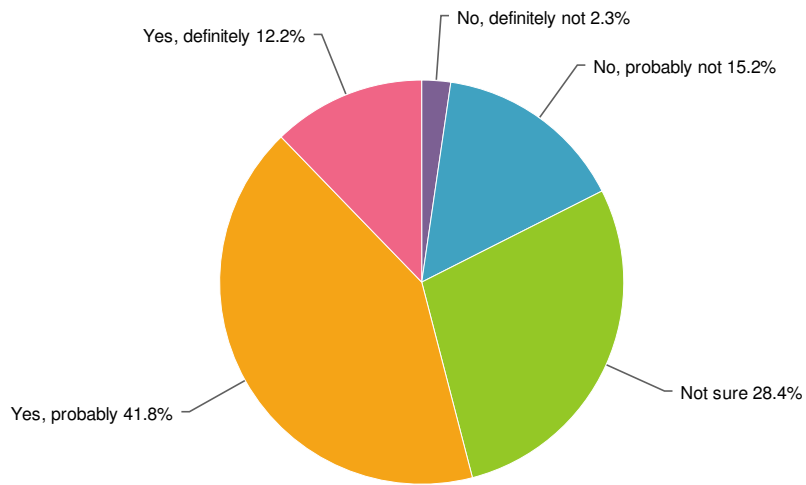
| | Strongly Disagree | Disagree | Neither Agree nor Disagree | Agree | Strongly Agree | Responses |
|---|--------------------------|-------------------|-----------------------------------|---------------------|-----------------------|------------------|
| Student academic success is linked to their physical health. | 13 3.0% | 14 3.2% | 53 12.2% | 212 49.0% | 141 32.6% | 433 |
| Student academic success is linked to their peer relationships. | 4 0.9% | 12 2.8% | 74 17.3% | 246 57.6% | 91 21.3% | 427 |
| Student academic success is linked to their emotional wellbeing. | 7 1.6% | 4 0.9% | 13 3.0% | 180 41.8% | 227 52.7% | 431 |
| Student academic success is linked to their family relationships. | 4 0.9% | 7 1.6% | 29 6.7% | 246 57.1% | 145 33.6% | 431 |
| Student academic success is linked to relationships with teachers and school staff. | 3 0.7% | 2 0.5% | 32 7.4% | 236 54.5% | 160 37.0% | 433 |

18. If we were to create a Wellness Center at Drake, what services do you think should be offered? (Please select all that apply)



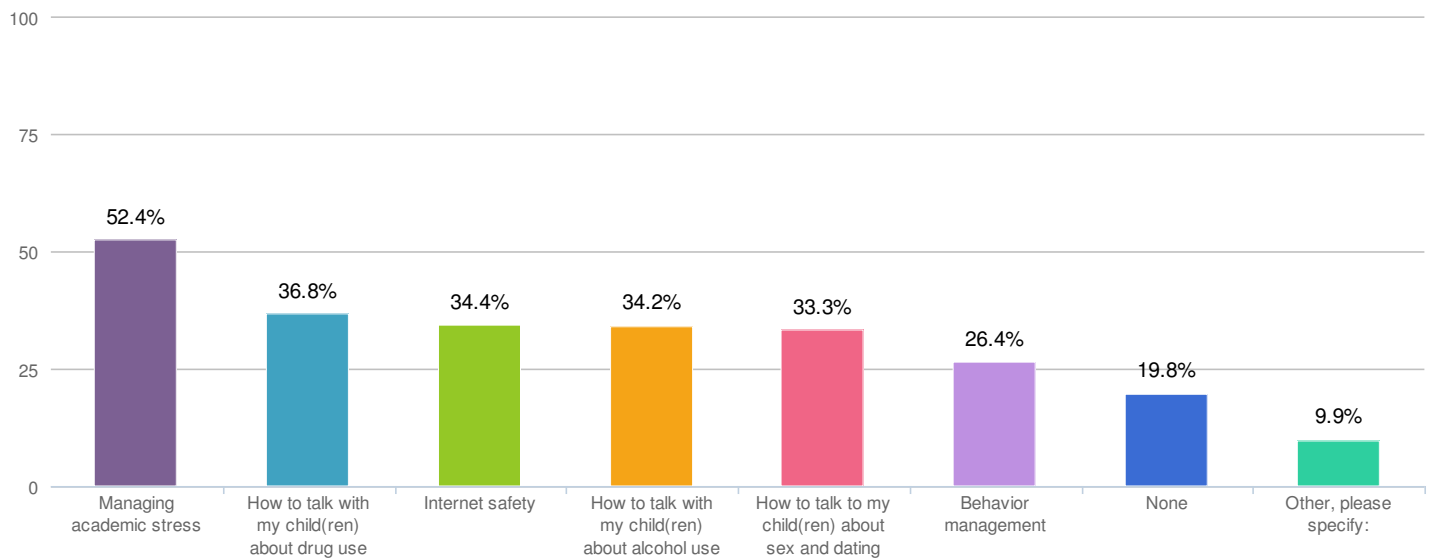
| Value | Percent | Count |
|---|---------|------------|
| Drop-in crisis / counseling services | 87.0% | 375 |
| Alcohol and other drug counseling | 77.7% | 335 |
| Individual counseling / therapy | 76.3% | 329 |
| Student support / empowerment groups (e.g., on stress reduction, self-esteem, healthy relationships) | 71.9% | 310 |
| Peer support and conflict mediation services (by Drake's Peer Resource students) | 67.3% | 290 |
| School-wide education events (e.g., being safe online, coping with stress during finals, teen mental health, substance abuse prevention, etc.) | 63.6% | 274 |
| Workshops and trainings for teachers (e.g., relating social/emotional health to academic performance, how to support students with mental health issues) | 63.6% | 274 |
| "Break Zone" - a hang out space for students when classes are not in-session where students can hang out, de-stress, get water/tea/healthy snacks, play games | 62.9% | 271 |
| Reproductive health services (i.e., for physical exams, birth control, and safer sex education and counseling) | 59.2% | 255 |
| Workshops, training, and support groups for parents / guardians | 48.5% | 209 |
| Other (please specify) | 8.1% | 35 |
| Total | | 431 |

19. If parent workshops on adolescent health topics were offered through a Wellness Center at Drake, would you participate?



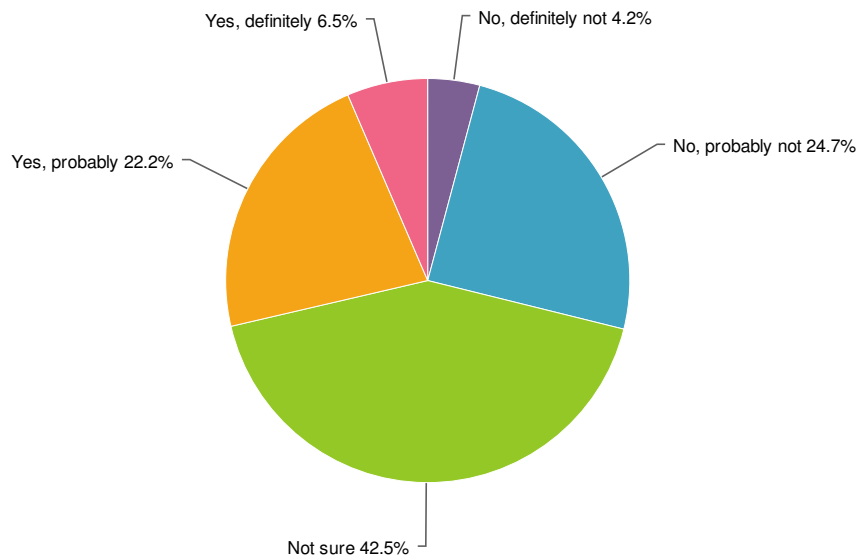
| Value | Percent | Count |
|--------------------|---------|-------|
| No, definitely not | 2.3% | 10 |
| No, probably not | 15.2% | 66 |
| Not sure | 28.4% | 123 |
| Yes, probably | 41.8% | 181 |
| Yes, definitely | 12.2% | 53 |
| Total | | 433 |

21. Which of the following parent workshops would you participate in?



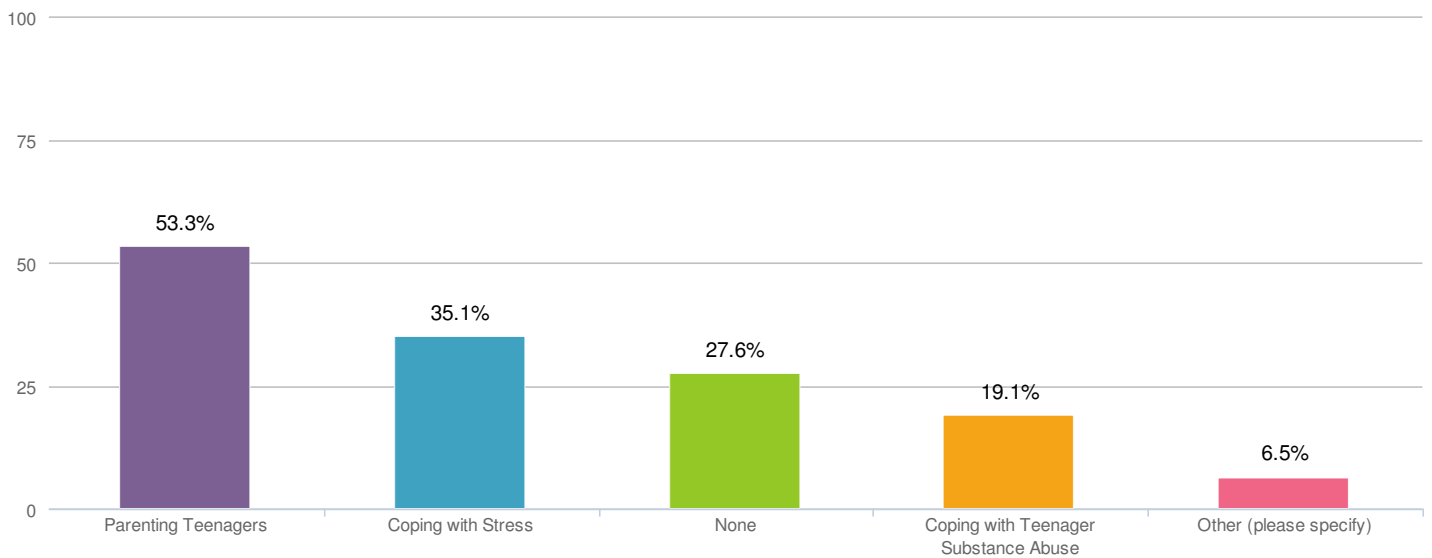
| Value | Percent | Count |
|---|---------|-------|
| Managing academic stress | 52.4% | 222 |
| How to talk with my child(ren) about drug use | 36.8% | 156 |
| Internet safety | 34.4% | 146 |
| How to talk with my child(ren) about alcohol use | 34.2% | 145 |
| How to talk to my child(ren) about sex and dating | 33.3% | 141 |
| Behavior management | 26.4% | 112 |
| None | 19.8% | 84 |
| Other, please specify: | 9.9% | 42 |
| Total | | 424 |

22. If parenting support groups were offered through a Wellness Center at Drake, would you participate?



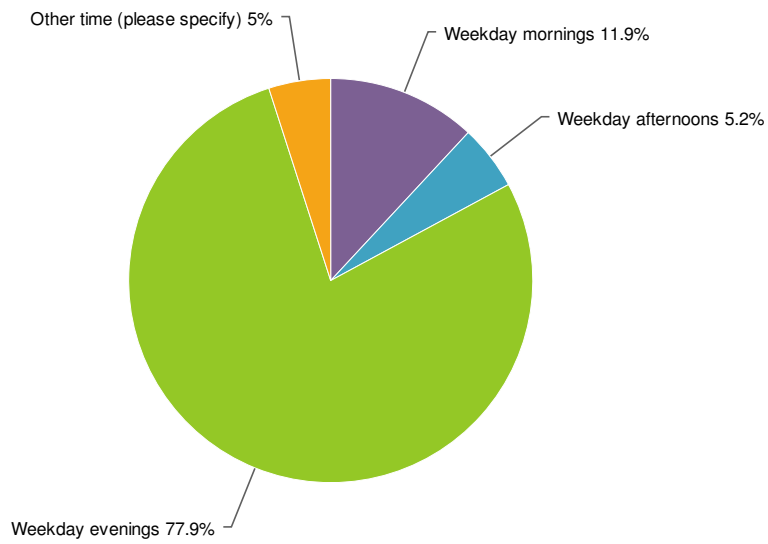
| Value | Percent | Count |
|--------------------|---------|-------|
| No, definitely not | 4.2% | 18 |
| No, probably not | 24.7% | 107 |
| Not sure | 42.5% | 184 |
| Yes, probably | 22.2% | 96 |
| Yes, definitely | 6.5% | 28 |
| Total | | 433 |

24. Which of the following parent support groups would you participate in?



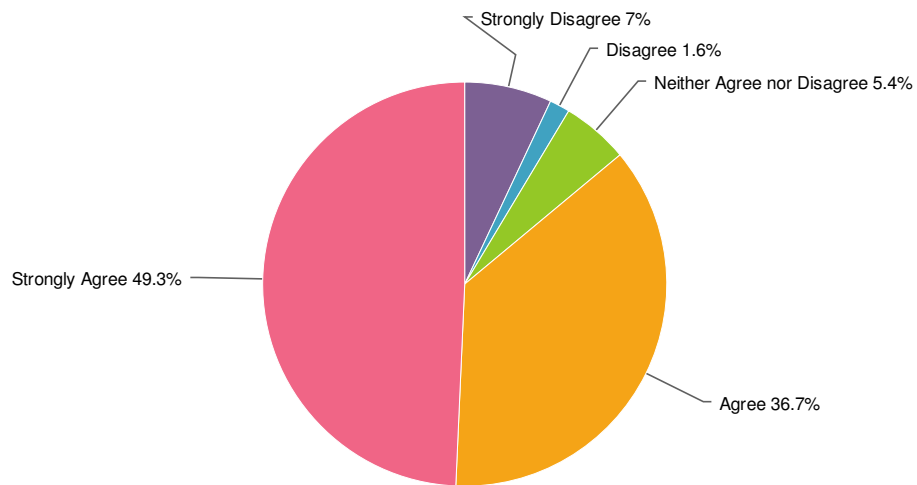
| Value | Percent | Count |
|--------------------------------------|---------|-------|
| Parenting Teenagers | 53.3% | 220 |
| Coping with Stress | 35.1% | 145 |
| None | 27.6% | 114 |
| Coping with Teenager Substance Abuse | 19.1% | 79 |
| Other (please specify) | 6.5% | 27 |
| Total | | 413 |

25. To maximize participation, what time of day should we hold parent workshops / support groups?



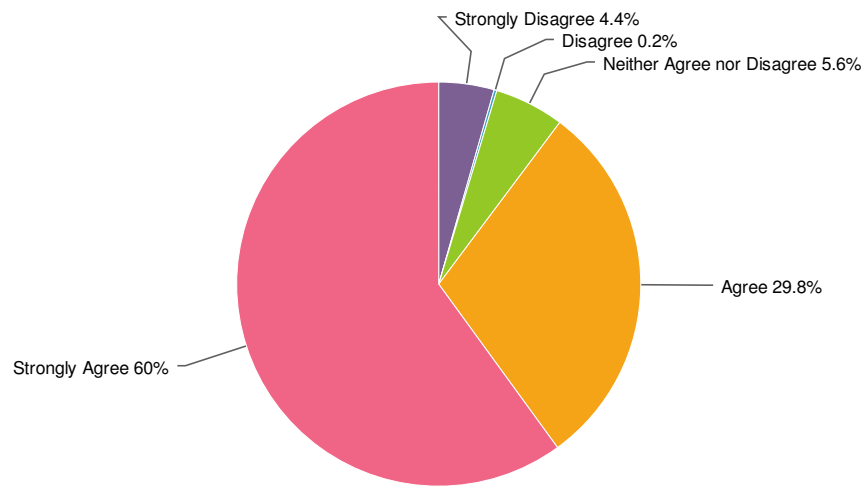
| Value | Percent | Count |
|-----------------------------|--------------|------------|
| Weekday mornings | 11.9% | 48 |
| Weekday afternoons | 5.2% | 21 |
| Weekday evenings | 77.9% | 314 |
| Other time (please specify) | 5.0% | 20 |
| | Total | 403 |

26. Please rate your level of agreement with the following statement. Students should be able to access mental health services (e.g., individual counseling, support groups) at school.



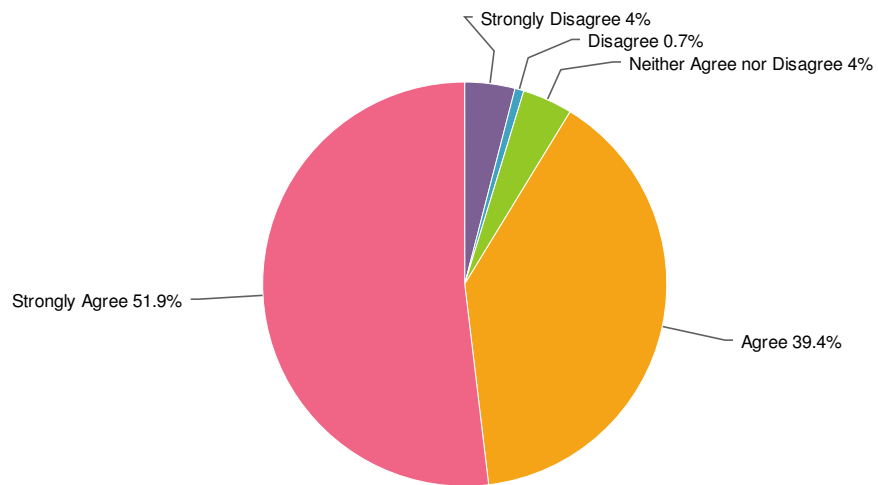
| Value | Percent | Count |
|----------------------------|---------|-------|
| Strongly Disagree | 7.0% | 30 |
| Disagree | 1.6% | 7 |
| Neither Agree nor Disagree | 5.4% | 23 |
| Agree | 36.7% | 158 |
| Strongly Agree | 49.3% | 212 |
| Total | | 430 |

28. Please rate your level of agreement with the following statement. If my child was participating in mental health services at a Drake Wellness Center, I would be willing to attend one or more sessions with them.



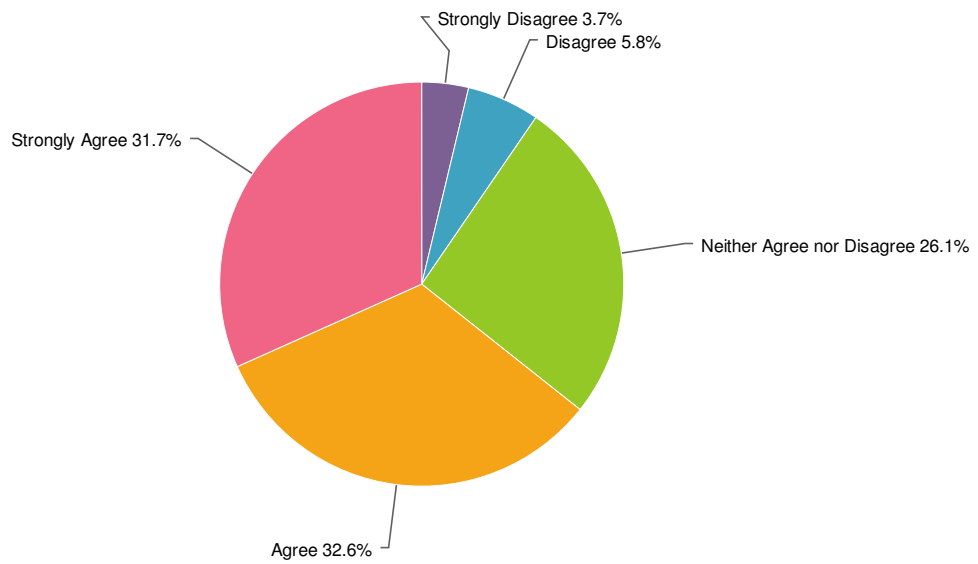
| Value | Percent | Count |
|----------------------------|---------|-------|
| Strongly Disagree | 4.4% | 19 |
| Disagree | 0.2% | 1 |
| Neither Agree nor Disagree | 5.6% | 24 |
| Agree | 29.8% | 128 |
| Strongly Agree | 60.0% | 258 |
| Total | | 430 |

29. Please rate your level of agreement with the following statement. Students should be able to access education and counseling services for alcohol and other drug use / abuse at a Drake Wellness Center.



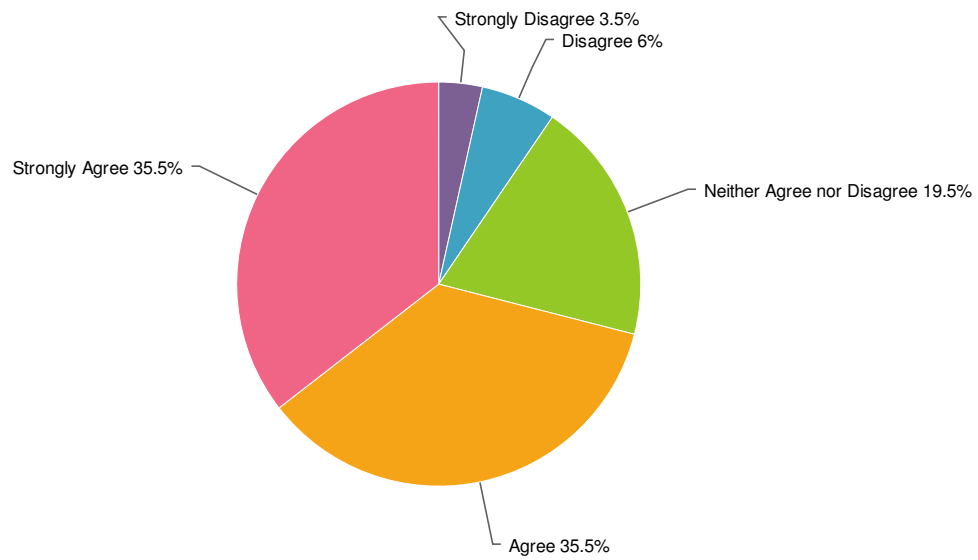
| Value | Percent | Count |
|----------------------------|---------|-------|
| Strongly Disagree | 4.0% | 17 |
| Disagree | 0.7% | 3 |
| Neither Agree nor Disagree | 4.0% | 17 |
| Agree | 39.4% | 167 |
| Strongly Agree | 51.9% | 220 |
| Total | | 424 |

30. Please rate your level of agreement with the following statement. There is a need for reproductive health services for students (e.g., sex education, birth control, STD testing, pregnancy testing) at Drake.



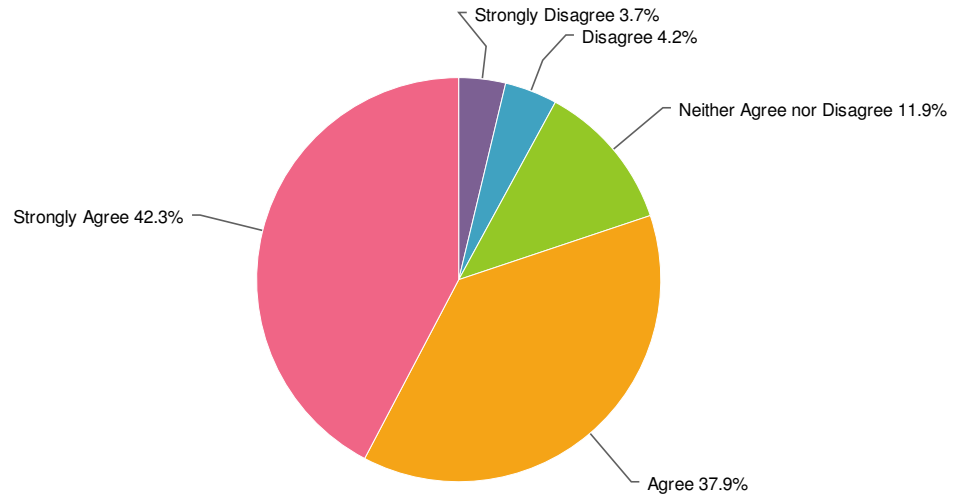
| Value | Percent | Count |
|----------------------------|---------|-------|
| Strongly Disagree | 3.7% | 16 |
| Disagree | 5.8% | 25 |
| Neither Agree nor Disagree | 26.1% | 112 |
| Agree | 32.6% | 140 |
| Strongly Agree | 31.7% | 136 |
| Total | | 429 |

31. Please rate your level of agreement with the following statement. Students should be able to access reproductive health services (e.g., sex education, birth control, STD testing, pregnancy testing) at Drake.



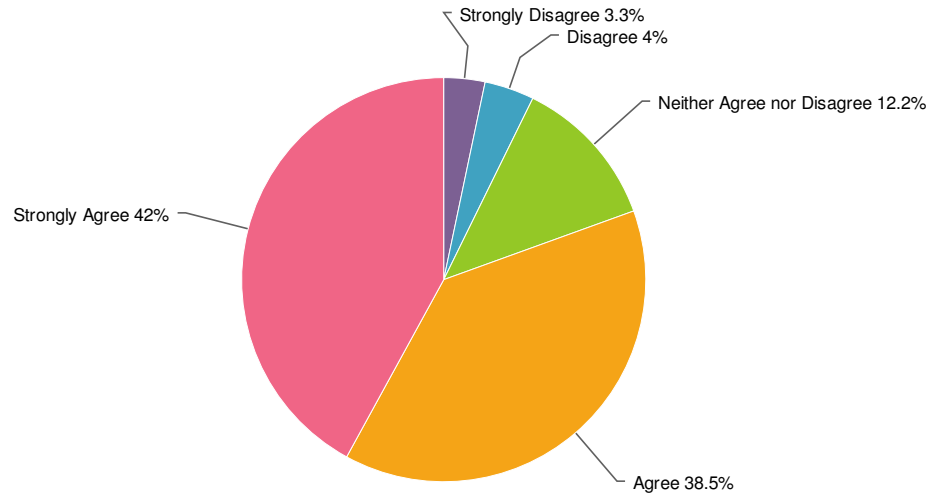
| Value | Percent | Count |
|----------------------------|---------|-------|
| Strongly Disagree | 3.5% | 15 |
| Disagree | 6.0% | 26 |
| Neither Agree nor Disagree | 19.5% | 84 |
| Agree | 35.5% | 153 |
| Strongly Agree | 35.5% | 153 |
| Total | | 431 |

32. After reviewing the CDC fact sheet, please rate your level of agreement with the following statement. There is a need for reproductive health services for students (e.g., sex education, birth control, STD testing, pregnancy testing) at Drake.



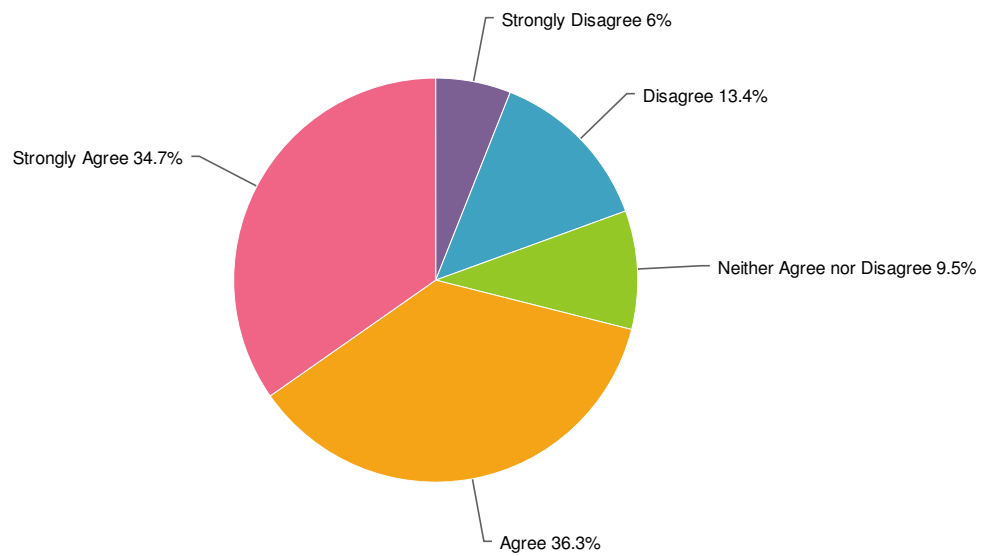
| Value | Percent | Count |
|----------------------------|---------|-------|
| Strongly Disagree | 3.7% | 16 |
| Disagree | 4.2% | 18 |
| Neither Agree nor Disagree | 11.9% | 51 |
| Agree | 37.9% | 162 |
| Strongly Agree | 42.3% | 181 |
| Total | | 428 |

33. After reviewing the CDC fact sheet, please rate your level of agreement with the following statement. Students should be able to access reproductive health services (e.g., sex education, birth control, STD testing, pregnancy testing) at Drake.



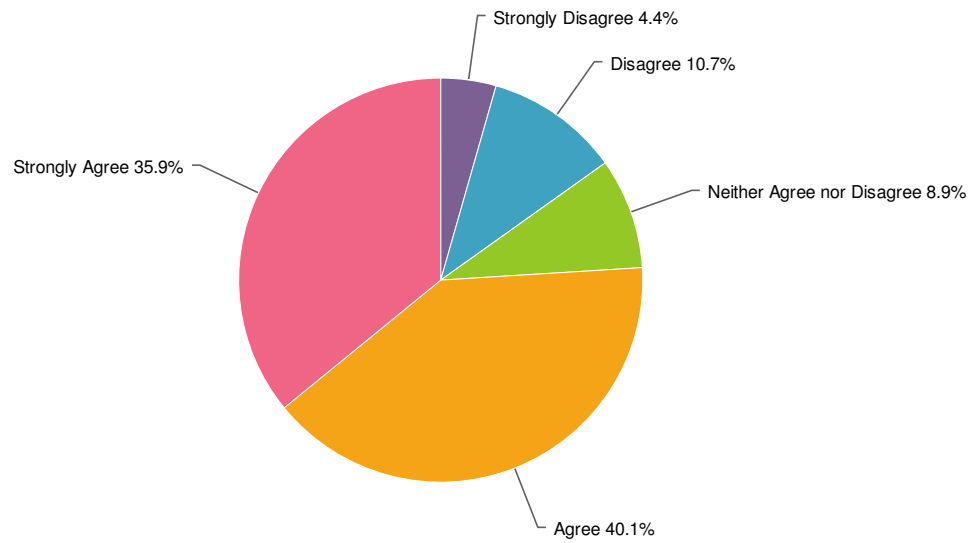
| Value | Percent | Count |
|----------------------------|---------|-------|
| Strongly Disagree | 3.3% | 14 |
| Disagree | 4.0% | 17 |
| Neither Agree nor Disagree | 12.2% | 52 |
| Agree | 38.5% | 164 |
| Strongly Agree | 42.0% | 179 |
| Total | | 426 |

34. California law states that parental consent is not required for youth 12 or older to access reproductive health services. Do you agree with this law when it comes to your child(ren)?



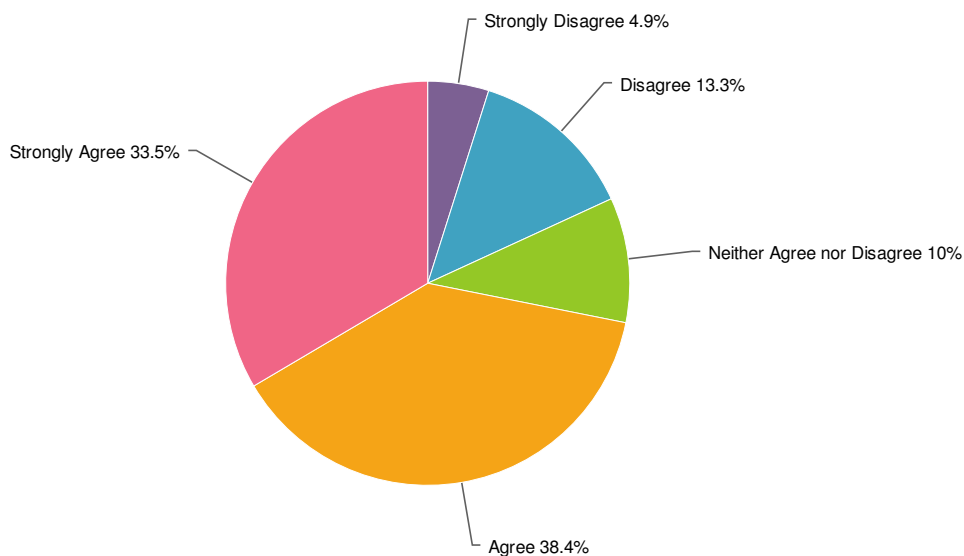
| Value | Percent | Count |
|----------------------------|---------|-------|
| Strongly Disagree | 6.0% | 26 |
| Disagree | 13.4% | 58 |
| Neither Agree nor Disagree | 9.5% | 41 |
| Agree | 36.3% | 157 |
| Strongly Agree | 34.7% | 150 |
| Total | | 432 |

35. California law states that parental consent is not required for youth 12 or older to access reproductive health services. Do you agree with this law when it comes to Drake students in general?



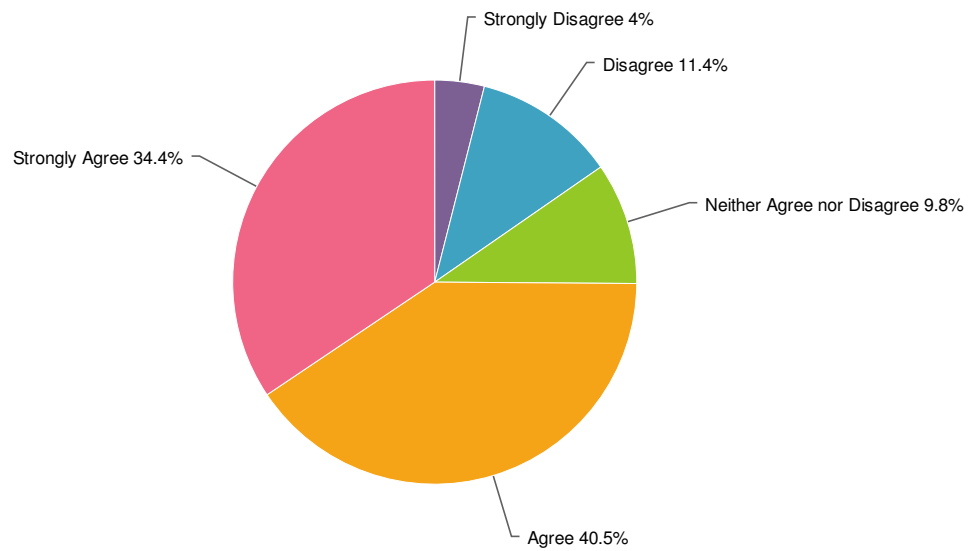
| Value | Percent | Count |
|----------------------------|---------|------------|
| Strongly Disagree | 4.4% | 19 |
| Disagree | 10.7% | 46 |
| Neither Agree nor Disagree | 8.9% | 38 |
| Agree | 40.1% | 172 |
| Strongly Agree | 35.9% | 154 |
| Total | | 429 |

36. California law states that parental consent is not required for youth 12 or older to access mental health services in some instances (for example: if a clinician determines that the minor is mature enough to participate intelligently without parent consent or if it is determined that involving the parents is detrimental to the health of the minor). Do you agree with this law when it comes to your child(ren)?



| Value | Percent | Count |
|----------------------------|---------|------------|
| Strongly Disagree | 4.9% | 21 |
| Disagree | 13.3% | 57 |
| Neither Agree nor Disagree | 10.0% | 43 |
| Agree | 38.4% | 165 |
| Strongly Agree | 33.5% | 144 |
| Total | | 430 |

37. California law states that parental consent is not required for youth 12 or older to access mental health services in some instances. Do you agree with this law when it comes to Drake students in general?



| Value | Percent | Count |
|----------------------------|---------|------------|
| Strongly Disagree | 4.0% | 17 |
| Disagree | 11.4% | 49 |
| Neither Agree nor Disagree | 9.8% | 42 |
| Agree | 40.5% | 174 |
| Strongly Agree | 34.4% | 148 |
| Total | | 430 |

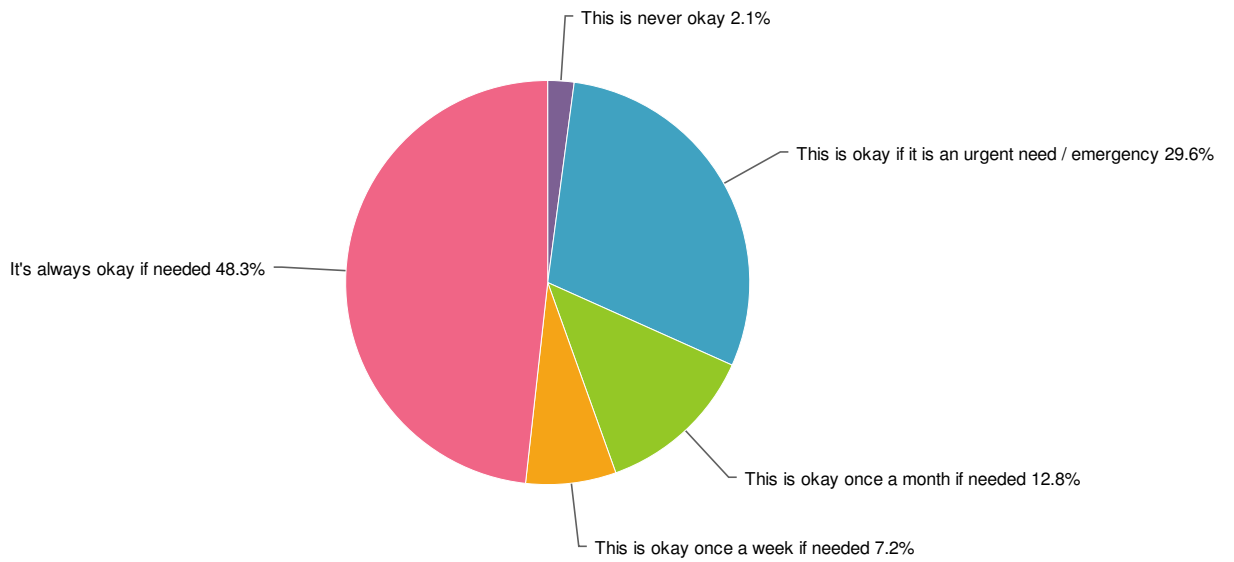
38. If your child was going to participate in mental health services at a Drake Wellness Center, would you prefer to be informed?

| | I would greatly prefer to be informed | I would generally prefer to be informed | I would not need to be informed | I would generally prefer not to be informed | I would greatly prefer not to be informed | Responses |
|---|---------------------------------------|---|---------------------------------|---|---|-----------|
| For ongoing therapy sessions | 229 53.4% | 152 35.4% | 43 10.0% | 4 0.9% | 1 0.2% | 429 |
| For support groups | 190 44.1% | 150 34.8% | 86 20.0% | 2 0.5% | 3 0.7% | 431 |
| For educational and skill building groups | 139 32.4% | 140 32.6% | 143 33.3% | 5 1.2% | 2 0.5% | 429 |
| For drop-in counseling | 126 29.6% | 148 34.7% | 145 34.0% | 5 1.2% | 2 0.5% | 426 |

39. If your child was going to participate in alcohol and drug abuse counseling through a Drake Wellness Center, would you prefer to be informed?

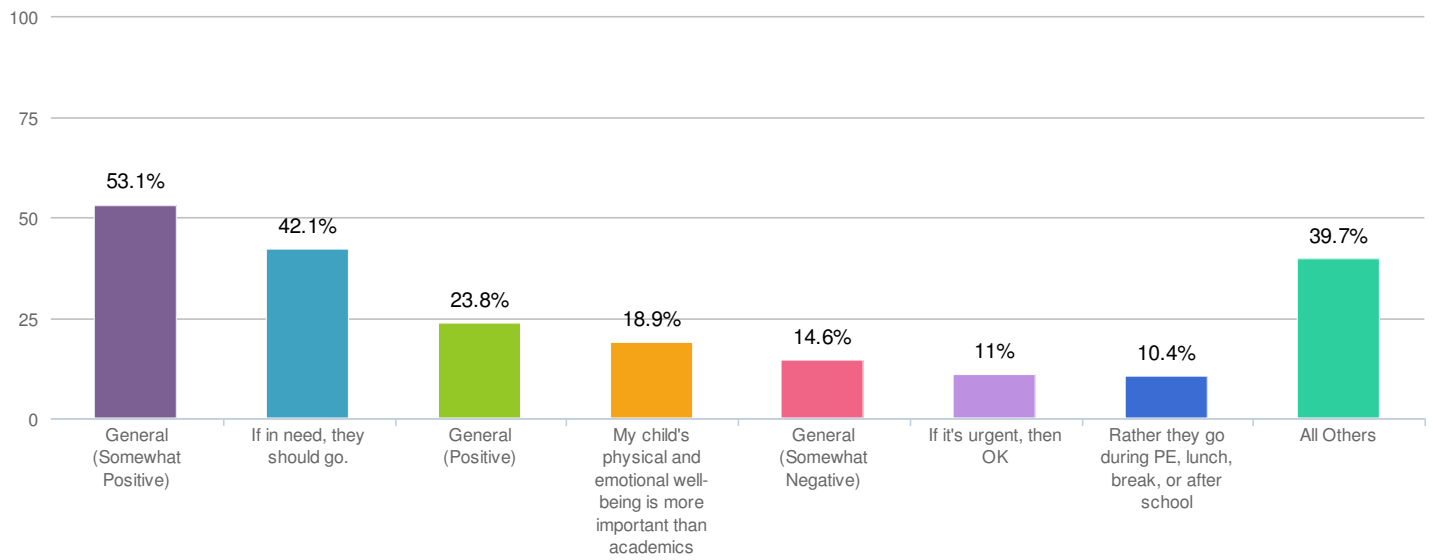
| | I would greatly prefer to be informed | I would generally prefer to be informed | I would not need to be informed | I would generally prefer not to be informed | I would greatly prefer not to be informed | Responses |
|---|--|--|--|--|--|------------------|
| For ongoing therapy sessions | 210 48.7% | 169 39.2% | 46 10.7% | 3 0.7% | 3 0.7% | 431 |
| For support groups | 171 39.9% | 158 36.8% | 97 22.6% | 2 0.5% | 1 0.2% | 429 |
| For educational and skill building groups | 129 30.2% | 134 31.4% | 158 37.0% | 3 0.7% | 3 0.7% | 427 |
| For drop-in counseling | 145 34.4% | 158 37.4% | 114 27.0% | 3 0.7% | 2 0.5% | 422 |

40. How would you feel about your child missing class for an appointment at a Drake Wellness Center?



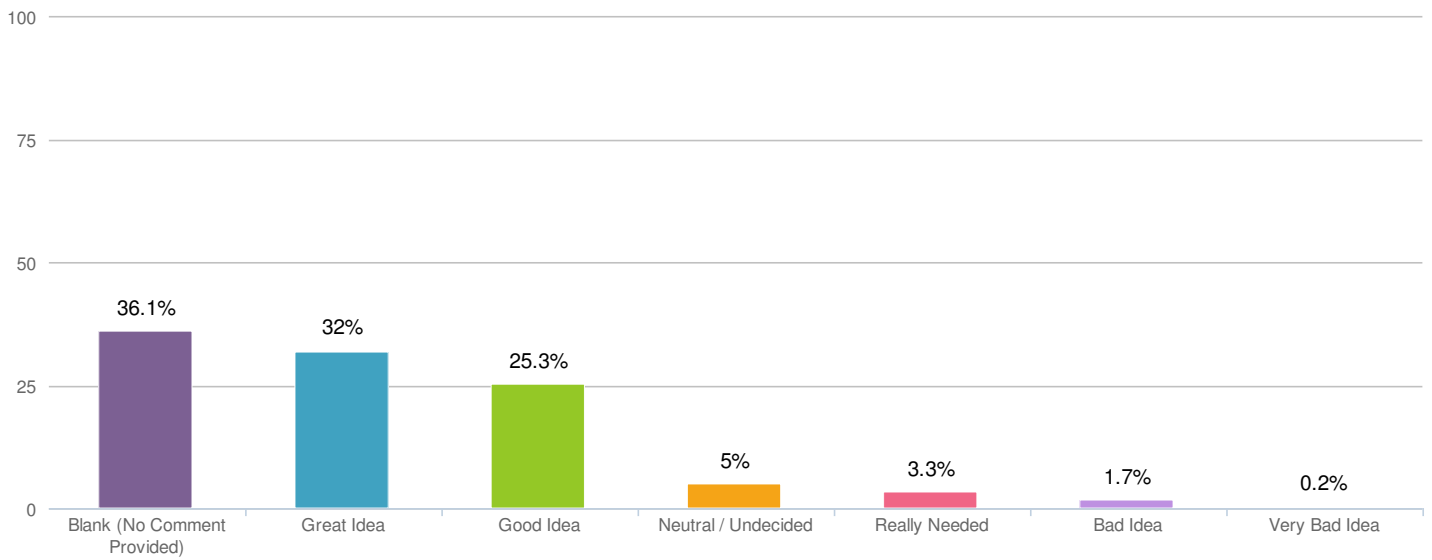
| Value | Percent | Count |
|--|---------|-------|
| This is never okay | 2.1% | 9 |
| This is okay if it is an urgent need / emergency | 29.6% | 127 |
| This is okay once a month if needed | 12.8% | 55 |
| This is okay once a week if needed | 7.2% | 31 |
| It's always okay if needed | 48.3% | 207 |
| Total | | 429 |

41. How would you feel about your child missing class for an appointment at a Drake Wellness Center? Please help us understand your answer by providing a brief explanation (Text Analysis)



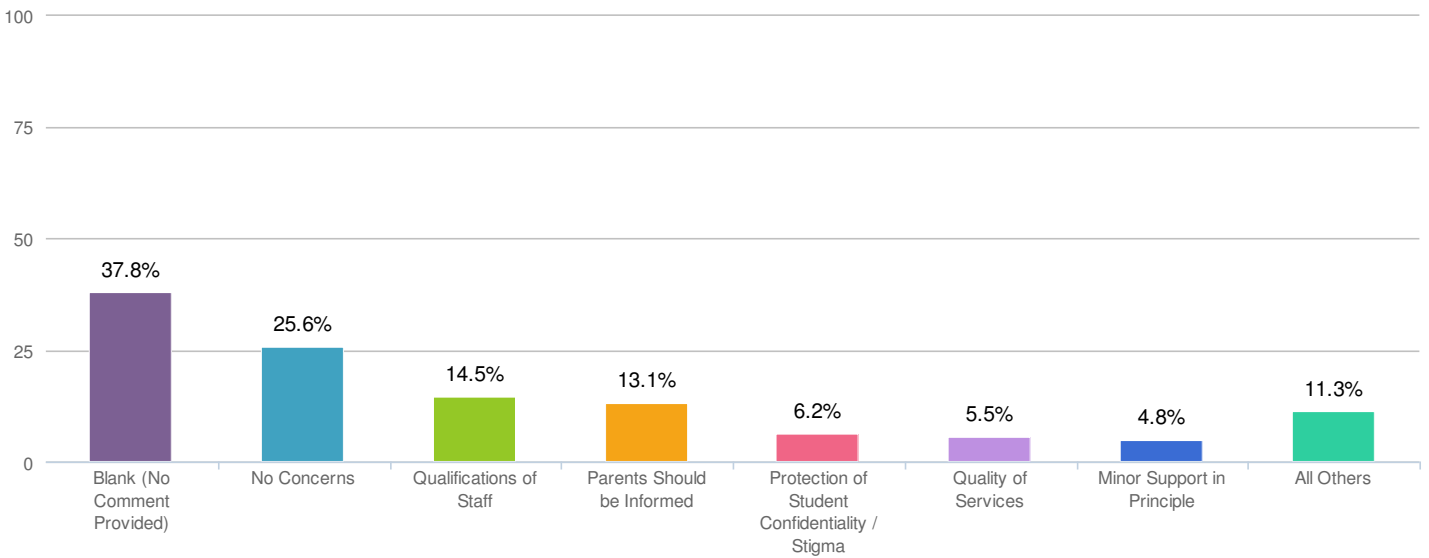
| Value | Percent | Count |
|---|---------|------------|
| General (Somewhat Positive) | 53.1% | 87 |
| If in need, they should go. | 42.1% | 69 |
| General (Positive) | 23.8% | 39 |
| My child's physical and emotional well-being is more important than academics | 18.9% | 31 |
| General (Somewhat Negative) | 14.6% | 24 |
| If it's urgent, then OK | 11.0% | 18 |
| Rather they go during PE, lunch, break, or after school | 10.4% | 17 |
| If in need, they are not going to pay attention in class anyway | 9.2% | 15 |
| Academics first and foremost | 7.9% | 13 |
| Missing class adds to stress | 5.5% | 9 |
| I trust my child's judgement | 4.9% | 8 |
| OK, but not during class | 4.3% | 7 |
| General (Negative) | 3.7% | 6 |
| Questions/Doubts about Services Offered | 1.8% | 3 |
| Wellness services should be in the community, not at school | 1.8% | 3 |
| My child doesn't need Wellness Services | 0.6% | 1 |
| Total | | 164 |

What do you think about Drake High School developing an on campus Wellness Center for students? - Text Analysis



| Value | Percent | Count |
|-----------------------------|---------|-------|
| Blank (No Comment Provided) | 36.1% | 174 |
| Great Idea | 32.0% | 154 |
| Good Idea | 25.3% | 122 |
| Neutral / Undecided | 5.0% | 24 |
| Really Needed | 3.3% | 16 |
| Bad Idea | 1.7% | 8 |
| Very Bad Idea | 0.2% | 1 |
| Not Needed | 0.0% | 0 |
| Total | | 482 |

What concerns, if any, do you have about your child receiving services at a Wellness Center? - Text Analysis



| Value | Percent | Count |
|--|---------|-------|
| Blank (No Comment Provided) | 37.8% | 164 |
| No Concerns | 25.6% | 111 |
| Qualifications of Staff | 14.5% | 63 |
| Parents Should be Informed | 13.1% | 57 |
| Protection of Student Confidentiality / Stigma | 6.2% | 27 |
| Quality of Services | 5.5% | 24 |
| Minor Support in Principle | 4.8% | 21 |
| Minor Concerns in Principle | 3.2% | 14 |
| Major Support in Principle | 3.0% | 13 |
| Protection of Student Confidentiality | 1.6% | 7 |
| Detracts from Educational Mission | 1.4% | 6 |
| Major Concerns in Principle | 0.9% | 4 |
| School Administration | 0.5% | 2 |
| Financial Concern | 0.5% | 2 |
| School Administration / Educators | 0.2% | 1 |
| Total | | 434 |

