

Drake High School Wellness Survey Summary (Staff Report)

ETR

1333 Broadway Street, Suite P110
Oakland, CA 94612

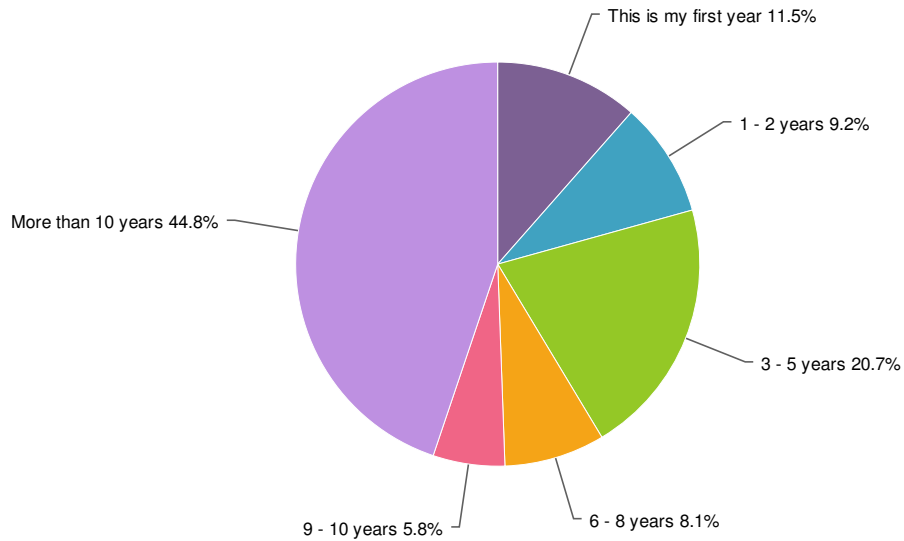
www.etr.org



Advancing science
Reducing risk
Improving lives

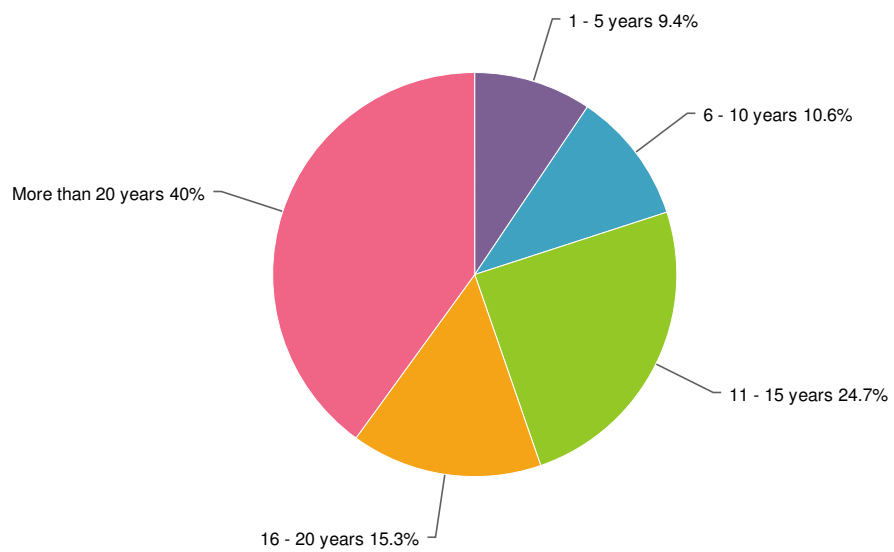
Drake Wellness Staff Survey Summary Report

1. How long have you been working at Drake High School?



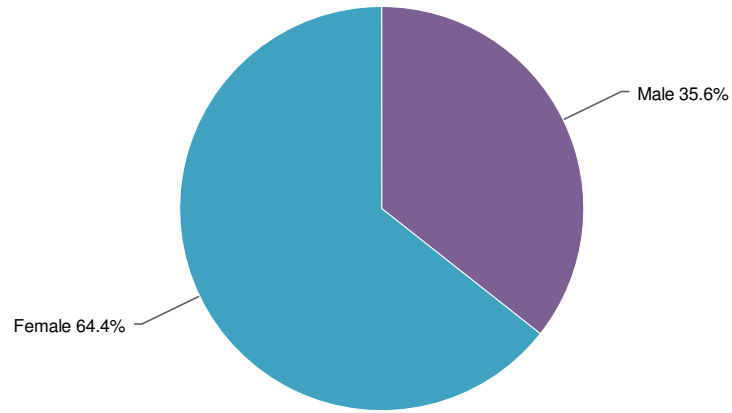
Value	Percent	Count	Statistics	
This is my first year	11.5%	10	Sum	149.0
1 - 2 years	9.2%	8	Average	3.9
3 - 5 years	20.7%	18	StdDev	2.5
6 - 8 years	8.1%	7	Max	9.0
9 - 10 years	5.8%	5		
More than 10 years	44.8%	39		
		Total		
				87

2. Including your work at Drake High School, how long have you been working with youth under the age of 18?



Value	Percent	Count	Statistics	
This is my first year	0.0%	0	Sum	501.0
1 - 5 years	9.4%	8	Average	9.8
6 - 10 years	10.6%	9	StdDev	5.0
11 - 15 years	24.7%	21	Max	16.0
16 - 20 years	15.3%	13		
More than 20 years	40.0%	34		
Total		85		

3. What is your gender?



Value	Percent	Count
Male	35.6%	31
Female	64.4%	56
Transgender	0.0%	0
Total		87

4. What do you identify as the top 3 social and emotional challenges faced by students at Drake High School?

	Score*	Overall Rank
Stress and pressure around academic performance	731	1
Drug Use (Other than Alcohol)	570	2
Anxiety	496	3
Alcohol Use	351	4
Social Challenges (Fitting In)	307	5
Depression	237	6
Family Issues	236	7
Low Self-Esteem	149	8
Other	105	9
Making Decisions about Sex	70	10
Cyber-Bullying	61	11
Unhealthy Relationships	43	12
Verbal Harassment	15	13
Bullying at School	10	14

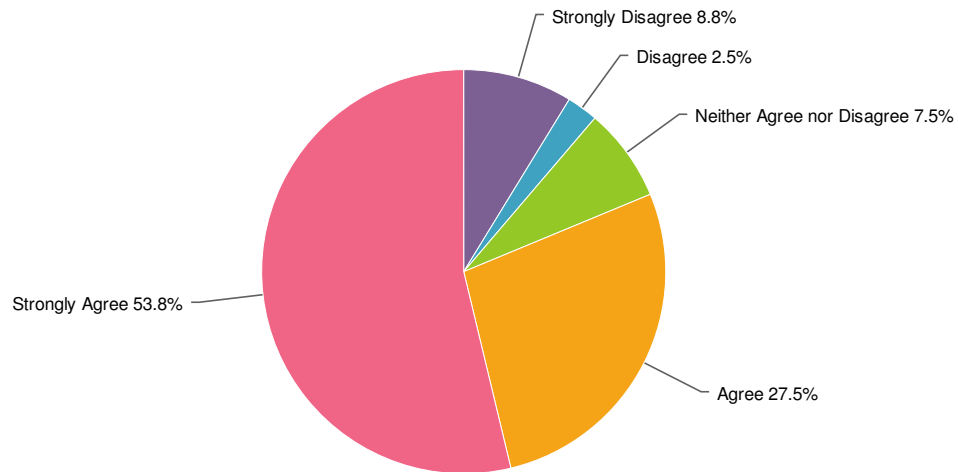
Total Respondents 78

*Score is a weighted calculation. Items ranked first are valued higher than the following ranks, the score is the sum of all weighted rank counts.

5. Please rate your level of agreement with the following statements.

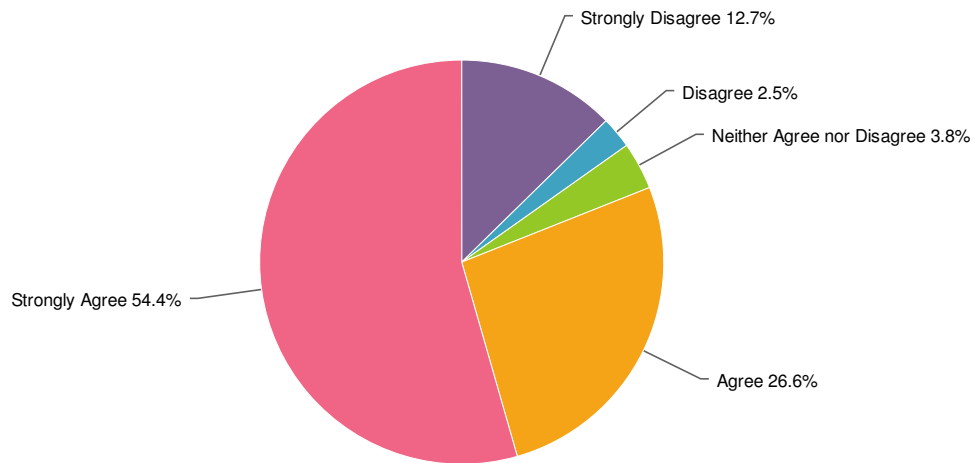
	Strongly Disagree	Disagree	Neither Agree nor Disagree	Agree	Strongly Agree	Responses
Student academic success is linked to their physical health.	1 1.2%	3 3.7%	5 6.2%	37 45.7%	35 43.2%	81
Student academic success is linked to their peer relationships.	0 0.0%	2 2.6%	13 17.1%	47 61.8%	14 18.4%	76
Student academic success is linked to their emotional well-being.	0 0.0%	0 0.0%	4 5.1%	33 42.3%	41 52.6%	78
Student academic success is linked to their relationships with staff.	1 1.3%	5 6.6%	6 7.9%	47 61.8%	17 22.4%	76
Student academic success is linked to their home / family relationships.	0 0.0%	1 1.3%	1 1.3%	36 45.6%	41 51.9%	79

6. Please rate your level of agreement with the following statement. Students should be able to access mental health services (e.g., individual counseling, case management, and support groups) if there is a Wellness Center at Drake.



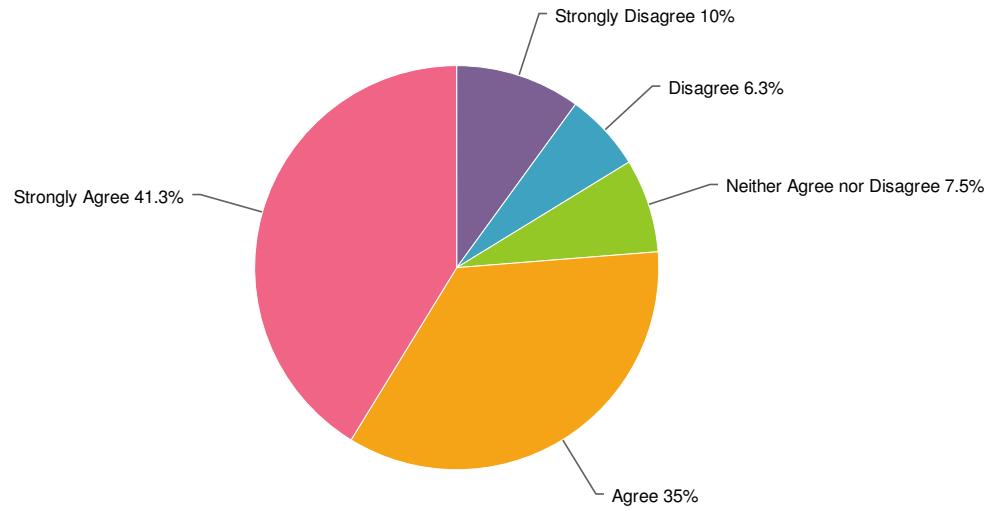
Value	Percent	Count
Strongly Disagree	8.8%	7
Disagree	2.5%	2
Neither Agree nor Disagree	7.5%	6
Agree	27.5%	22
Strongly Agree	53.8%	43
Total		80

8. Please rate your level of agreement with the following statement. Students should be able to access alcohol and other drug use and abuse services if there is a Wellness Center at Drake.



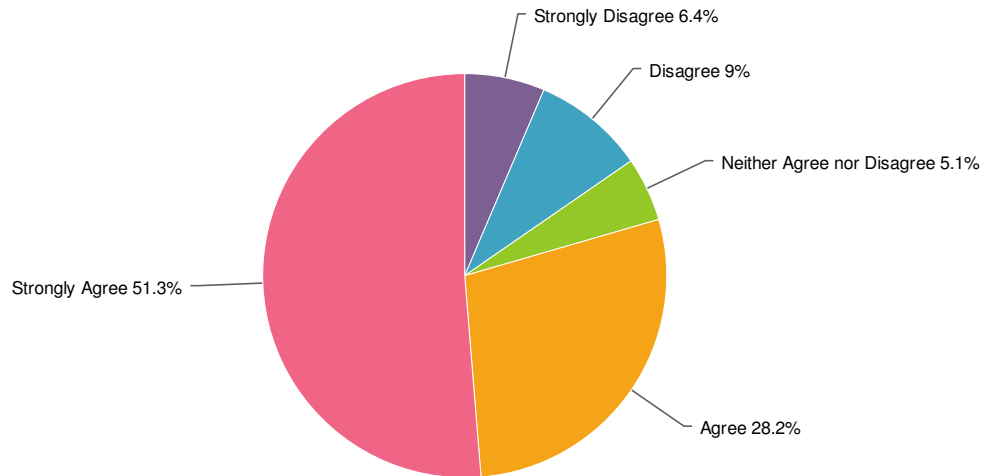
Value	Percent	Count
Strongly Disagree	12.7%	10
Disagree	2.5%	2
Neither Agree nor Disagree	3.8%	3
Agree	26.6%	21
Strongly Agree	54.4%	43
Total		79

10. Please rate your level of agreement with the following statement. There is a need for reproductive health services for students (e.g., sex education, birth control, STD testing, pregnancy testing) if there is a Wellness Center at Drake.



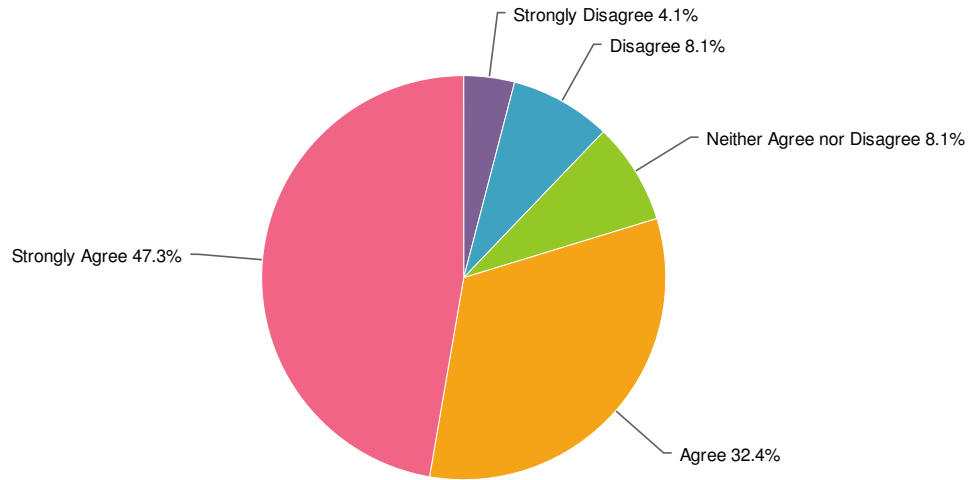
Value	Percent	Count
Strongly Disagree	10.0%	8
Disagree	6.3%	5
Neither Agree nor Disagree	7.5%	6
Agree	35.0%	28
Strongly Agree	41.3%	33
Total		80

11. Please rate your level of agreement with the following statement. Students should be able to access reproductive health services (e.g., sex education, birth control, STD testing, pregnancy testing) if there is a Wellness Center at Drake.



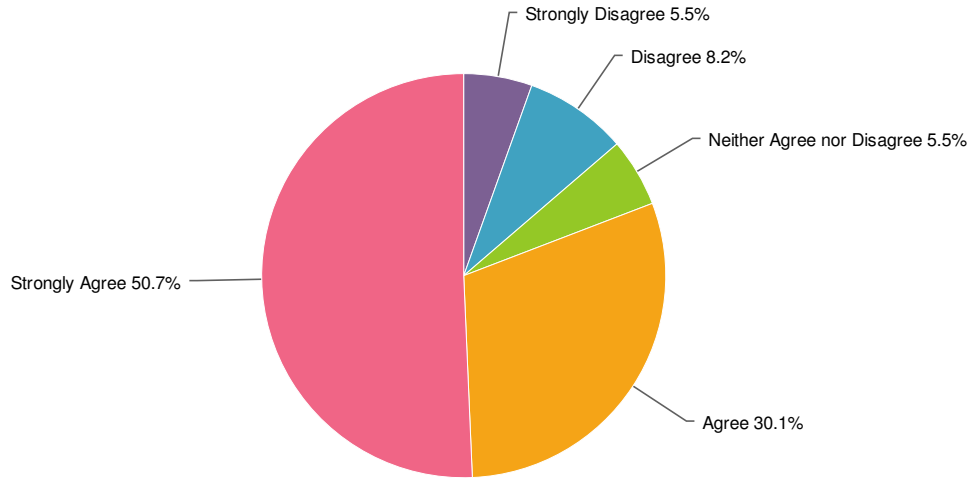
Value	Percent	Count
Strongly Disagree	6.4%	5
Disagree	9.0%	7
Neither Agree nor Disagree	5.1%	4
Agree	28.2%	22
Strongly Agree	51.3%	40
Total		78

13. After reviewing the results of the CDC fact sheet, please rate your level of agreement with the following statement. There is a need for reproductive health services for students (e.g., sex education, birth control, STD testing, pregnancy testing) at Drake.



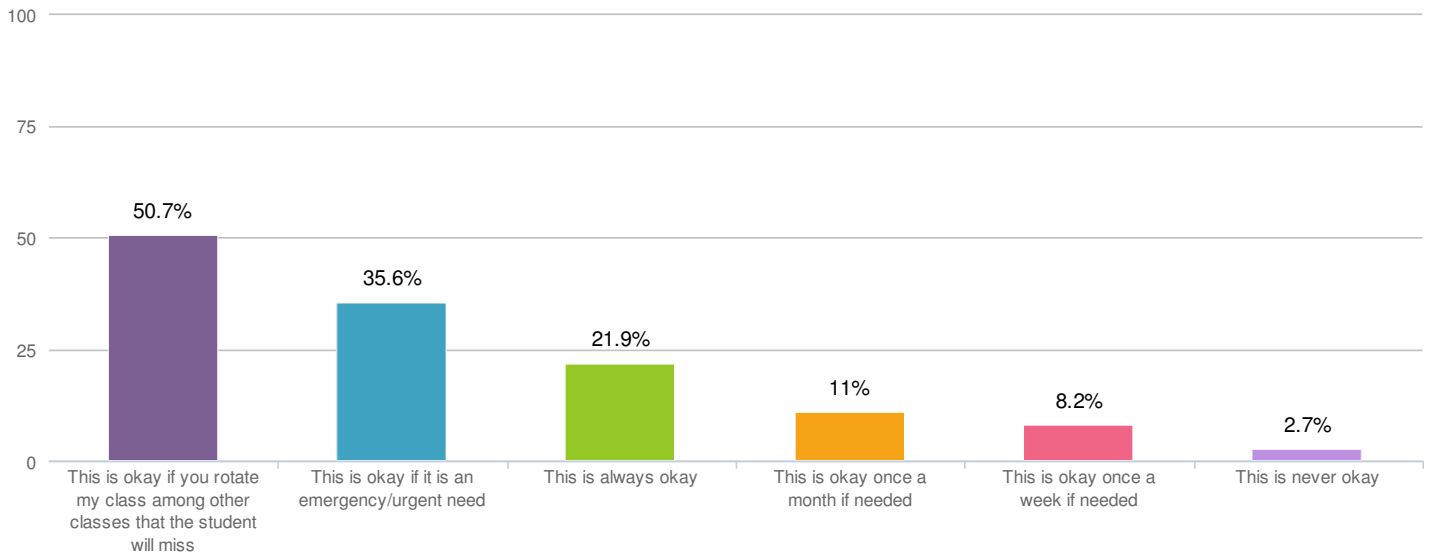
Value	Percent	Count
Strongly Disagree	4.1%	3
Disagree	8.1%	6
Neither Agree nor Disagree	8.1%	6
Agree	32.4%	24
Strongly Agree	47.3%	35
Total		74

14. Please rate your level of agreement with the following statement. Students should be able to access reproductive health services (e.g., sex education, birth control, STD testing, pregnancy testing) if there is a Wellness Center at Drake High School.



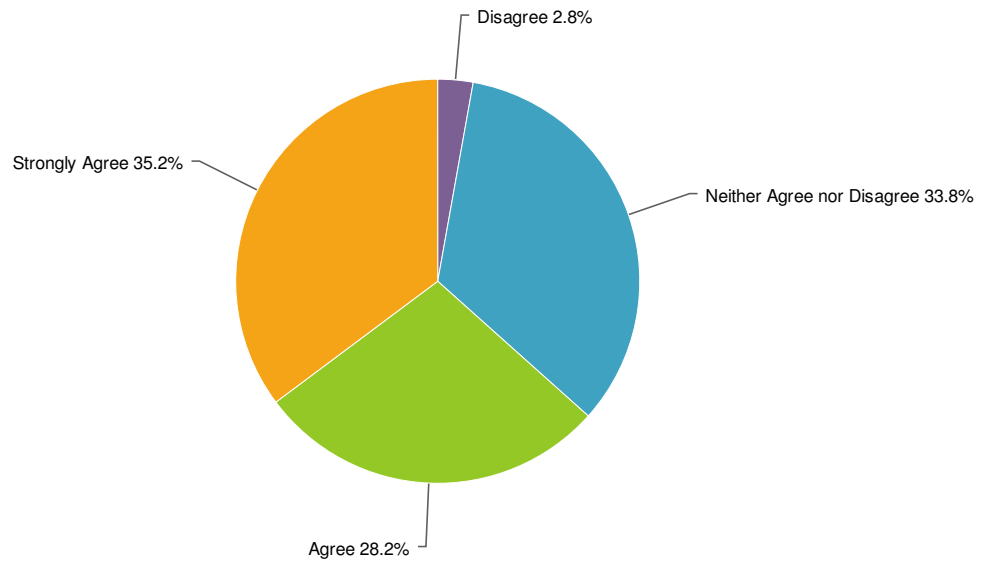
Value	Percent	Count
Strongly Disagree	5.5%	4
Disagree	8.2%	6
Neither Agree nor Disagree	5.5%	4
Agree	30.1%	22
Strongly Agree	50.7%	37
Total		73

15. How would you feel about students missing class for a health, mental health, substance use/abuse or reproductive health services appointment through a possible Wellness Center at Drake High School? (Select all that apply)



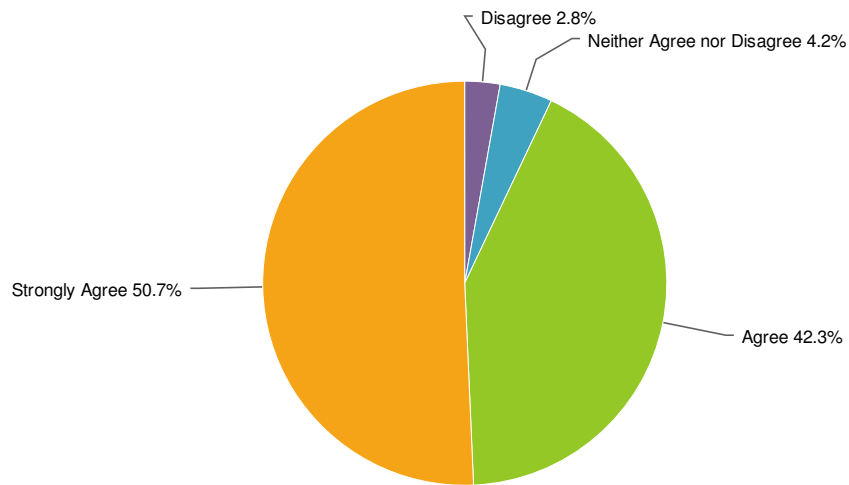
Value	Percent	Count
This is okay if you rotate my class among other classes that the student will miss	50.7%	37
This is okay if it is an emergency/urgent need	35.6%	26
This is always okay	21.9%	16
This is okay once a month if needed	11.0%	8
This is okay once a week if needed	8.2%	6
This is never okay	2.7%	2
	Total	73

16. Please rate your level of agreement with the following statement: I am more likely to be okay with a student missing my class if I understand the challenges the student is facing and/or if Wellness Center staff communicates with me about those challenges. (NOTE: CA/Federal law may prohibit information sharing with teachers)



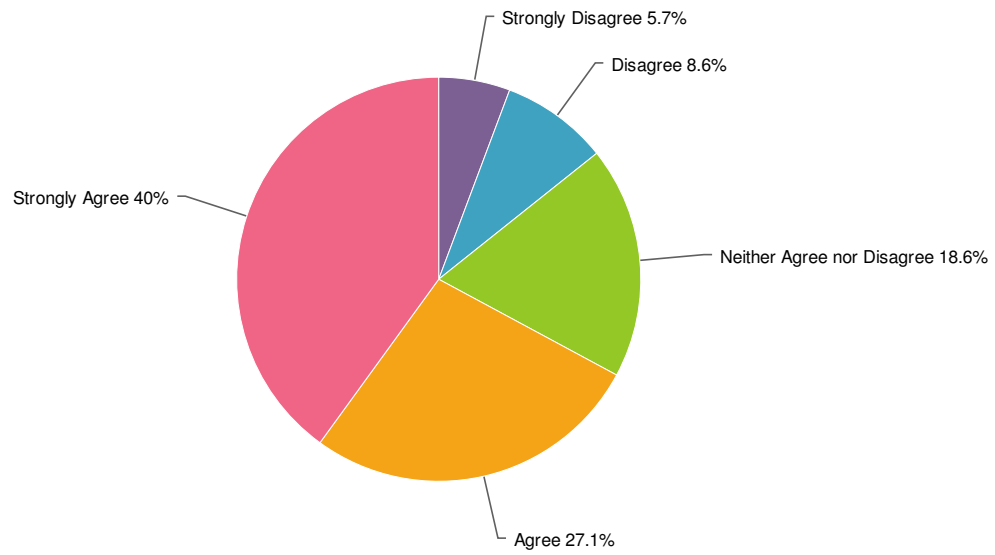
Value	Percent	Count
Strongly Disagree	0.0%	0
Disagree	2.8%	2
Neither Agree nor Disagree	33.8%	24
Agree	28.2%	20
Strongly Agree	35.2%	25
Total		71

17. Please rate your level of agreement with the following statement: If one of my students is accessing services through a Wellness Center at Drake (not including reproductive health services) and is comfortable with Wellness Center Staff sharing information, I would welcome feedback from Wellness Center staff on how I can support this student in my classroom.



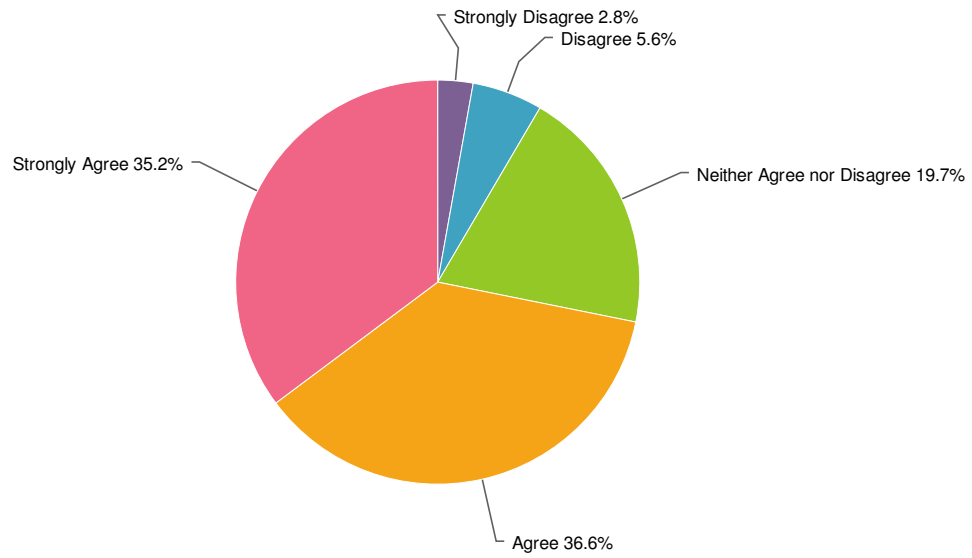
Value	Percent	Count
Strongly Disagree	0.0%	0
Disagree	2.8%	2
Neither Agree nor Disagree	4.2%	3
Agree	42.3%	30
Strongly Agree	50.7%	36
Total		71

18. Please rate your level of agreement with the following statement: I would sign up for classroom presentations 2-4 times a year for my students to receive education on health, mental health, substance use/abuse and reproductive health services. (Wellness workshops in your classroom, Peer Resource workshops, Community partner workshops, etc.).



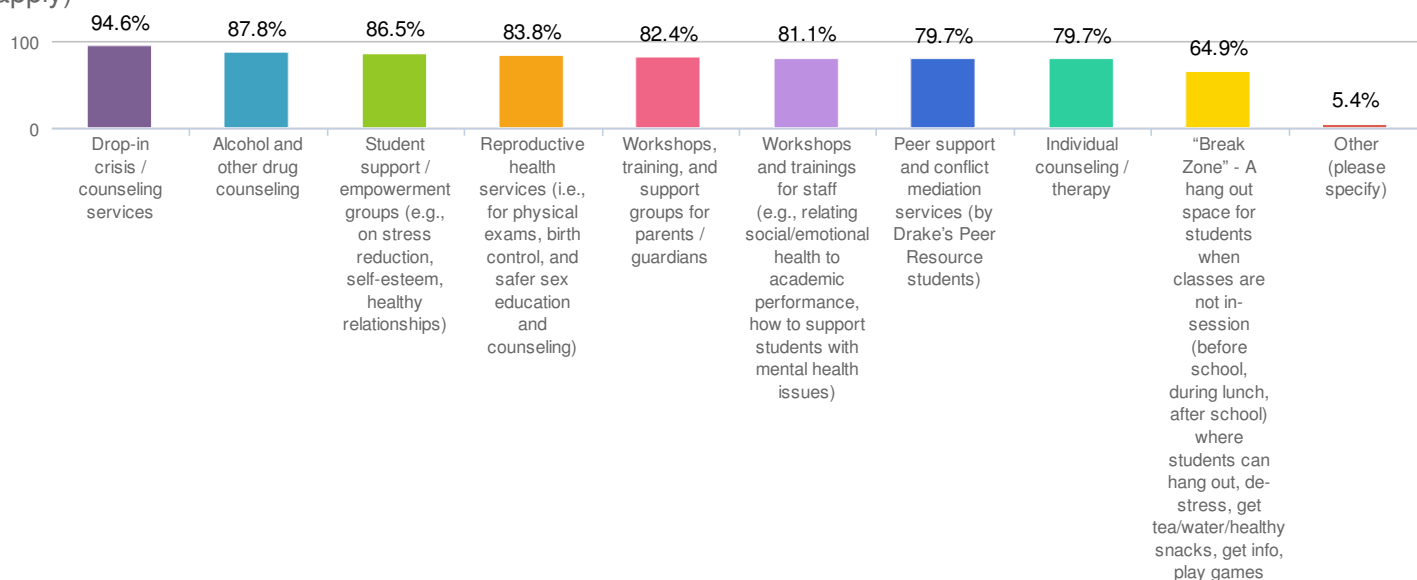
Value	Percent	Count
Strongly Disagree	5.7%	4
Disagree	8.6%	6
Neither Agree nor Disagree	18.6%	13
Agree	27.1%	19
Strongly Agree	40.0%	28
Total		70

19. Please rate your level of agreement with the following statement: I would want Wellness staff to talk to me and my department about integrating social and emotional learning opportunities into my curriculum.



Value	Percent	Count
Strongly Disagree	2.8%	2
Disagree	5.6%	4
Neither Agree nor Disagree	19.7%	14
Agree	36.6%	26
Strongly Agree	35.2%	25
Total		71

20. What services do you think should be offered through a Wellness Center at Drake? (Please select all that apply)



Value	Percent	Count
Drop-in crisis / counseling services	94.6%	70
Alcohol and other drug counseling	87.8%	65
Student support / empowerment groups (e.g., on stress reduction, self-esteem, healthy relationships)	86.5%	64
Reproductive health services (i.e., for physical exams, birth control, and safer sex education and counseling)	83.8%	62
Workshops, training, and support groups for parents / guardians	82.4%	61
Workshops and trainings for staff (e.g., relating social/emotional health to academic performance, how to support students with mental health issues)	81.1%	60
Peer support and conflict mediation services (by Drake's Peer Resource students)	79.7%	59
Individual counseling / therapy	79.7%	59
"Break Zone" - A hang out space for students when classes are not in-session (before school, during lunch, after school) where students can hang out, de-stress, get tea/water/healthy snacks, get info, play games	64.9%	48
Other (please specify)	5.4%	4
	Total	74

