

# Redwood High School Wellness Survey Summary (Parent Report)

**April 27, 2015**

**ETR**

1333 Broadway Street, Suite P110  
Oakland, CA 94612

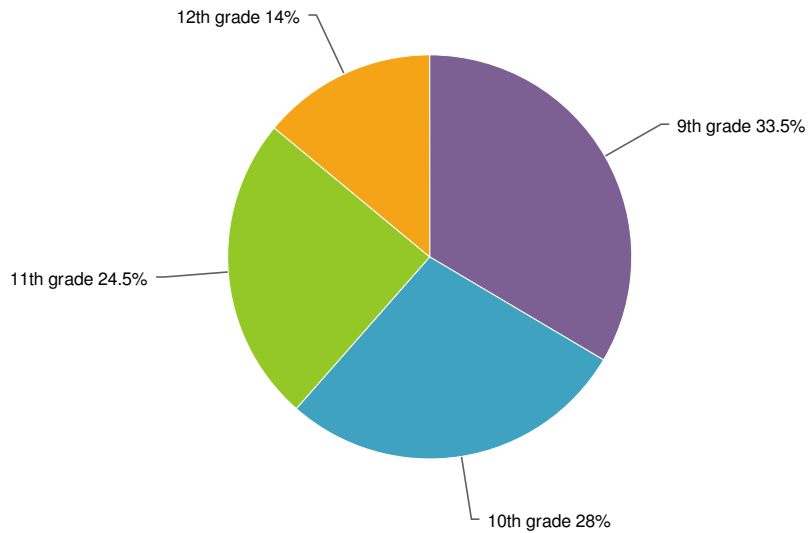
[www.etr.org](http://www.etr.org)



**Advancing science  
Reducing risk  
Improving lives**

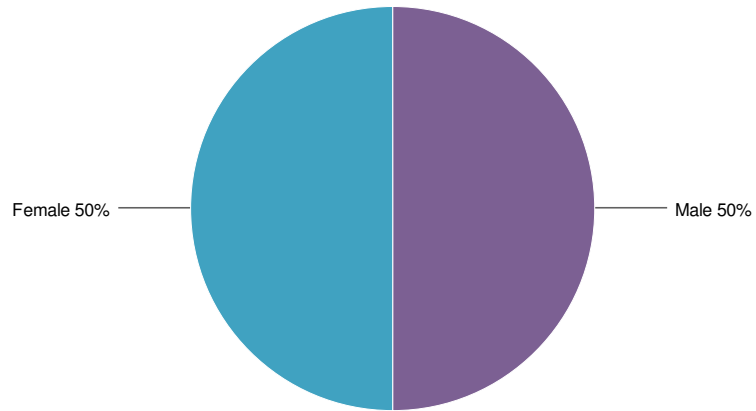
# Redwood Parent Survey Report

1. Please provide some basic, non-identifying information about your Redwood High School student. If you have more than one child at Redwood, you will be able to provide information on them too. In what grade is your child?



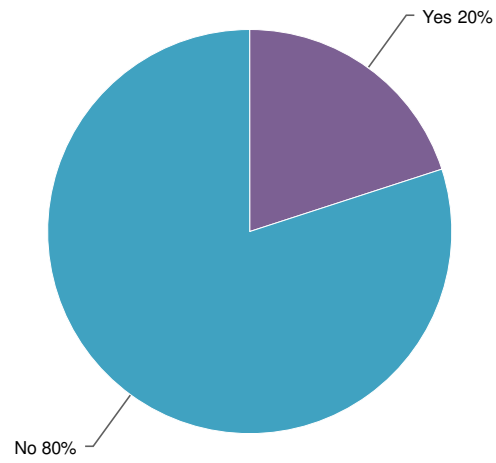
Value	Percent	Count
9th grade	33.5%	127
10th grade	28.0%	106
11th grade	24.5%	93
12th grade	14.0%	53
Total		379



## 2. What is your child's gender?



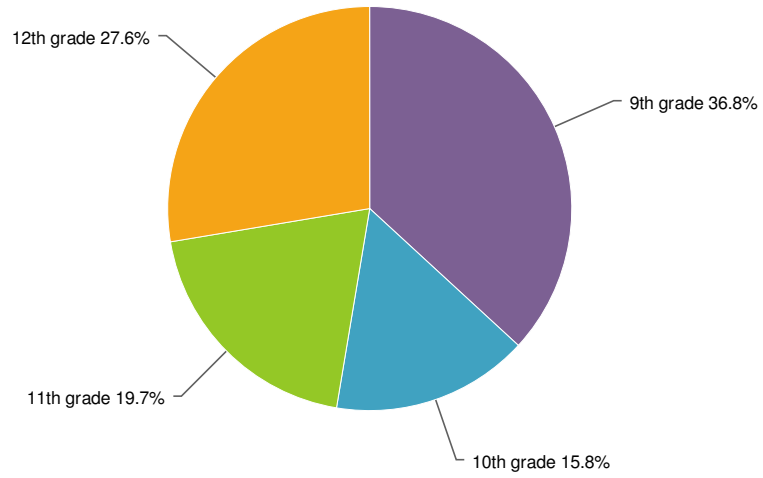
Value	Percent	Count	Statistics	
Male	50.0%	188	Sum	2,068.0
Female	50.0%	188	Average	5.5
Transgender	0.0%	0	StdDev	2.5
Intersex	0.0%	0	Max	8.0
Total		376		

### 3. Do you have another child at Redwood?



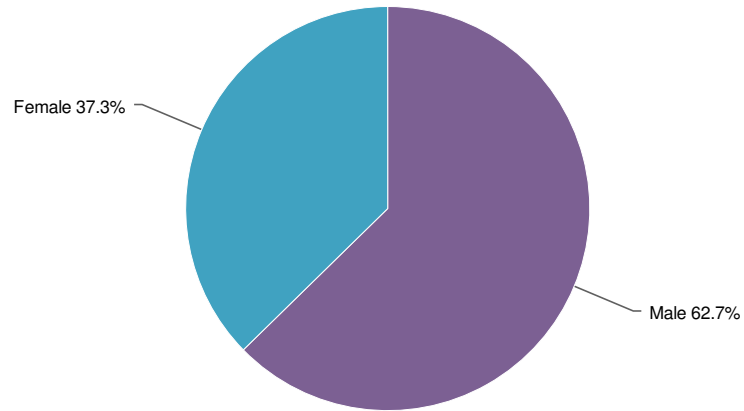
Value	Percent		Count
Yes	20.0%		76
No	80.0%		304
		Total	380

4. In what grade is your child?



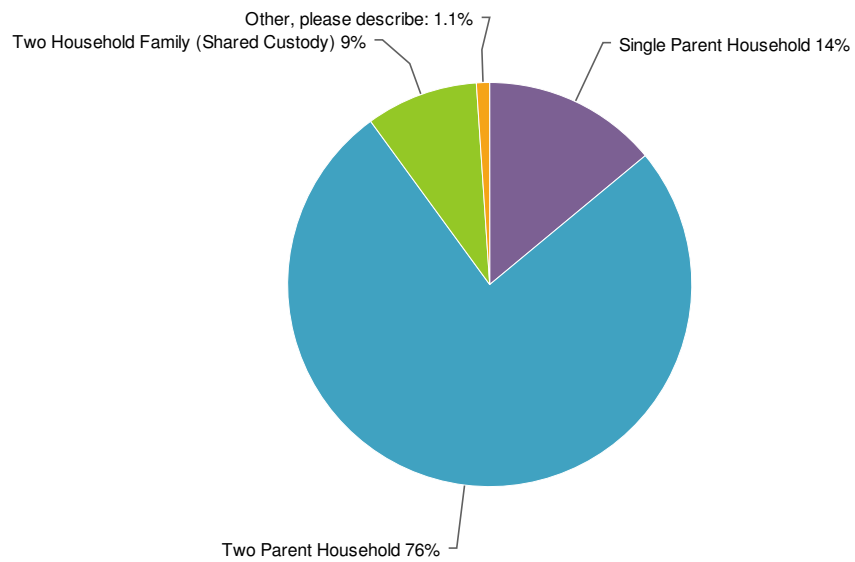
Value	Percent		Count
9th grade	36.8%		28
10th grade	15.8%		12
11th grade	19.7%		15
12th grade	27.6%		21
Total			76

## 5. What is your child's gender?



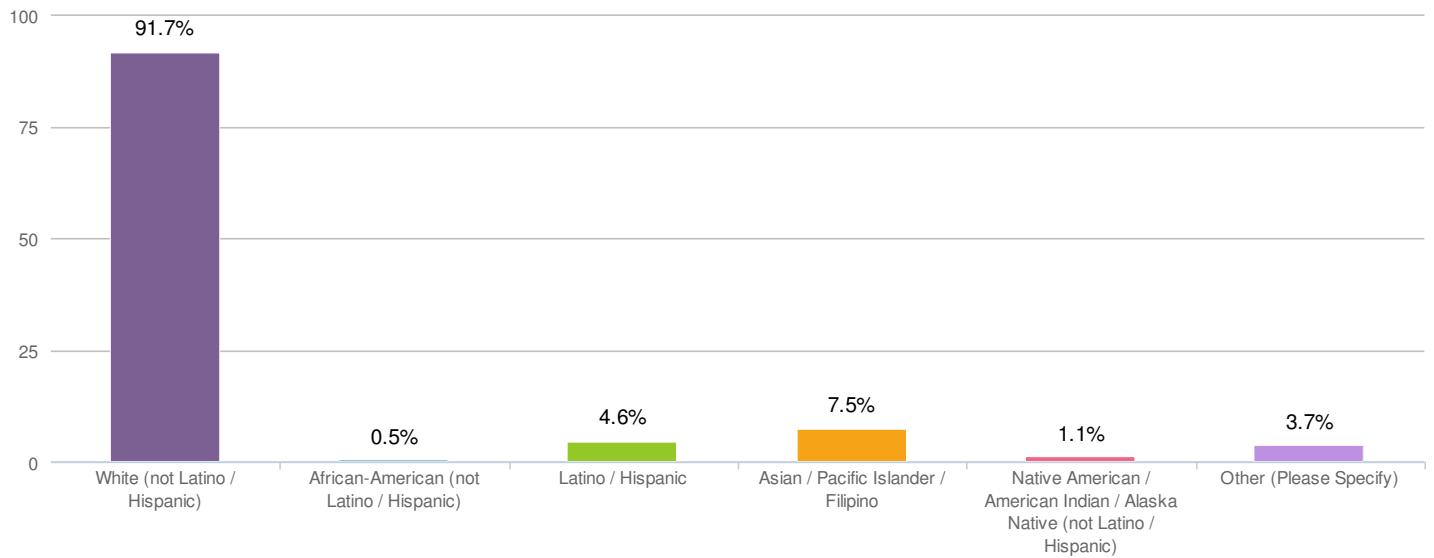
Value	Percent	Count	Statistics	
Male	62.7%	47	Sum	460.0
Female	37.3%	28	Average	6.1
Transgender	0.0%	0	StdDev	2.4
Intersex	0.0%	0	Max	8.0
Total		75		

12. Please check the option that best reflects your household.



Value	Percent	Count
Single Parent Household	14.0%	53
Two Parent Household	76.0%	288
Two Household Family (Shared Custody)	9.0%	34
Other, please describe:	1.1%	4
	Total	379

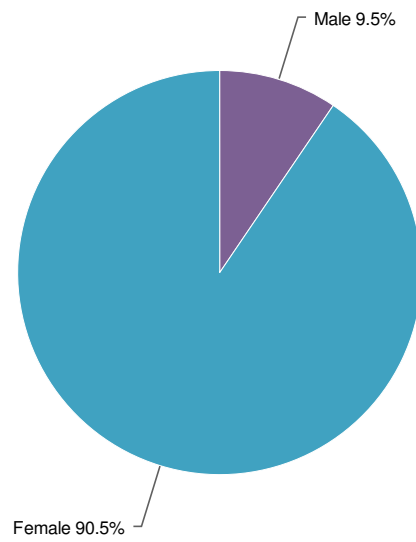
13. What is your race/ethnicity? Please mark all that apply.



Value	Percent	Count	Statistics	
White (not Latino / Hispanic)	91.7%	343	Sum	435.0
African-American (not Latino / Hispanic)	0.5%	2	Average	1.2
Latino / Hispanic	4.6%	17	StdDev	9.5
Asian / Pacific Islander / Filipino	7.5%	28	Max	46.0
Native American / American Indian / Alaska Native (not Latino / Hispanic)	1.1%	4		
Other (Please Specify)	3.7%	14		
	Total	374		

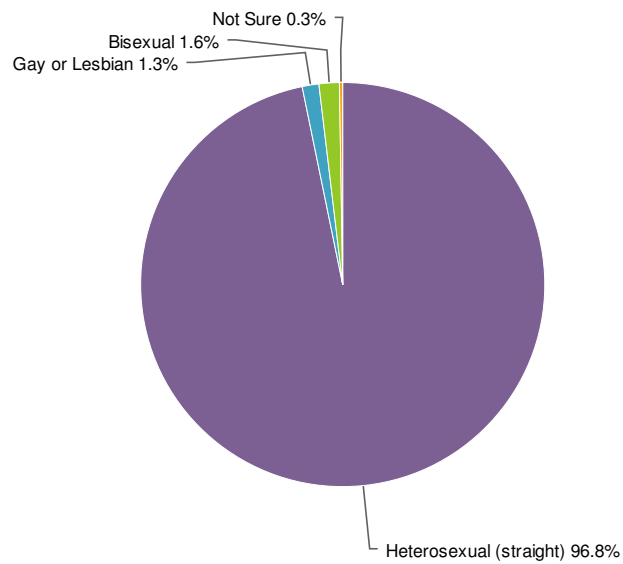


## 14. What is your gender?



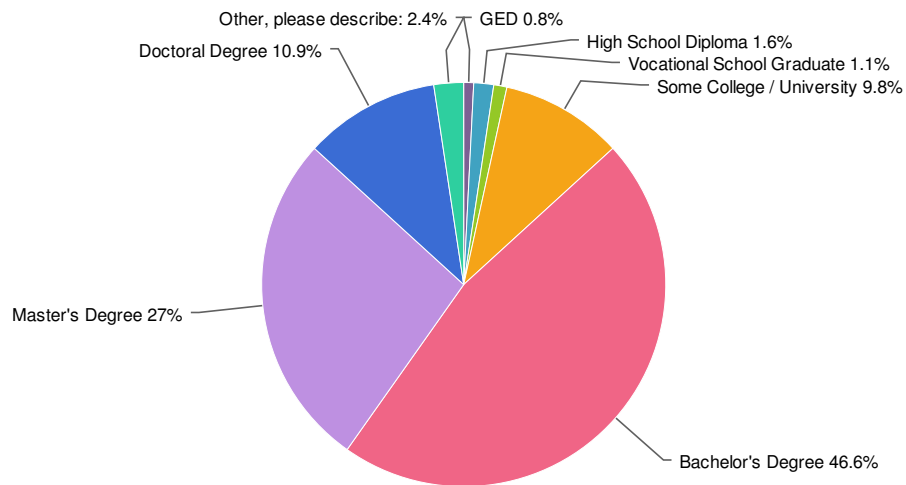
Value	Percent	Count	Statistics	
Male	9.5%	36	Sum	1,317.0
Female	90.5%	343	Average	3.5
Transgender	0.0%	0	StdDev	1.5
Intersex	0.0%	0	Max	8.0
Total		379		

## 15. What is your sexual orientation?



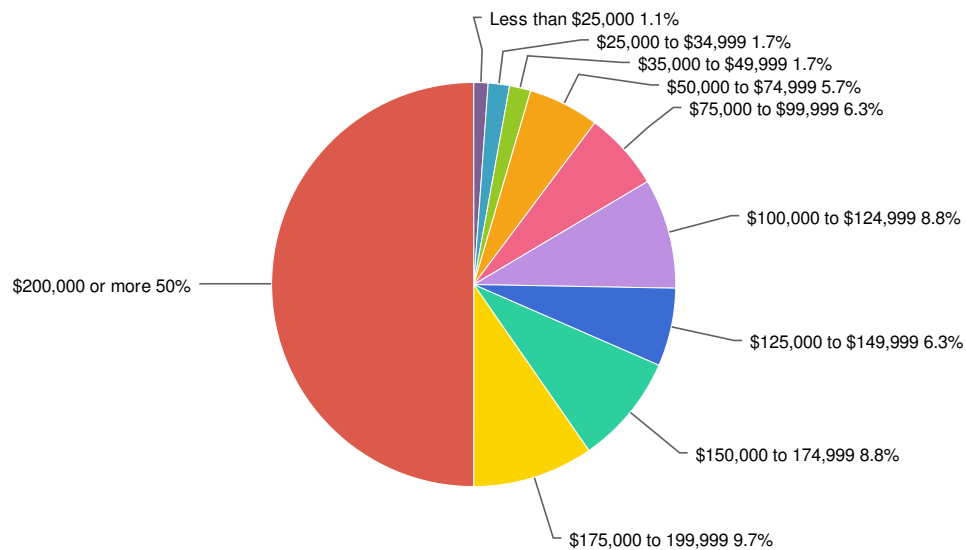
Value	Percent	Count	Statistics	
Heterosexual (straight)	96.8%	361	Sum	52.0
Gay or Lesbian	1.3%	5	Average	4.7
Bisexual	1.6%	6	StdDev	2.5
Not Sure	0.3%	1	Max	7.0
Total		373		

## 16. What is your highest level of education?



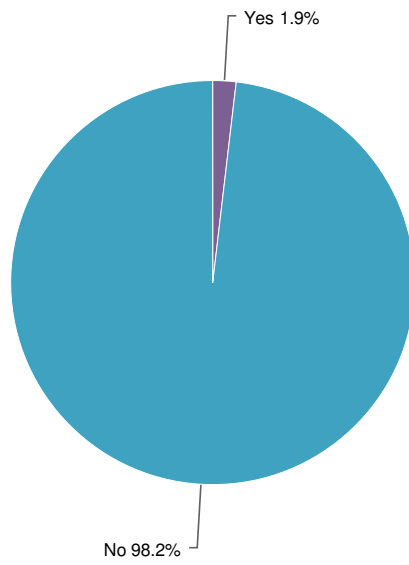
Value	Percent	Count	Statistics	
GED	0.8%	3	Sum	2,095.0
High School Diploma	1.6%	6	Average	6.5
Vocational School Graduate	1.1%	4	StdDev	2.2
Some College / University	9.8%	37	Max	8.0
Bachelor's Degree	46.6%	176		
Master's Degree	27.0%	102		
Doctoral Degree	10.9%	41		
Other, please describe:	2.4%	9		
		<b>Total</b>		
				<b>378</b>

## 18. What is your total annual household income?



Value	Percent	Count	Statistics	
Less than \$25,000	1.1%	4	Sum	36.0
\$25,000 to \$34,999	1.7%	6	Average	9.0
\$35,000 to \$49,999	1.7%	6	Max	9.0
\$50,000 to \$74,999	5.7%	20		
\$75,000 to \$99,999	6.3%	22		
\$100,000 to \$124,999	8.8%	31		
\$125,000 to \$149,999	6.3%	22		
\$150,000 to 174,999	8.8%	31		
\$175,000 to 199,999	9.7%	34		
\$200,000 or more	50.0%	176		
Total		352		

19. Does your child or children receive a free or reduced-price lunch?



Value	Percent	Count
Yes	1.9%	7
No	98.2%	371
Total		378

20. What do you identify as the top 3 social and emotional challenges faced by students at Redwood High School?

	Score*	Overall Rank
Stress and pressure around academic performance	3772	1
Social Challenges (Fitting In)	2296	2
Alcohol Use	1772	3
Anxiety	1521	4
Drug Use (Other than Alcohol)	897	5
Depression	452	6
Low Self-Esteem	418	7
Making Decisions about Sex	367	8
Family Issues	352	9
Unhealthy Relationships	192	10
Other	135	11
Bullying at School	118	12
Cyber-Bullying	109	13
Verbal Harassment	90	14

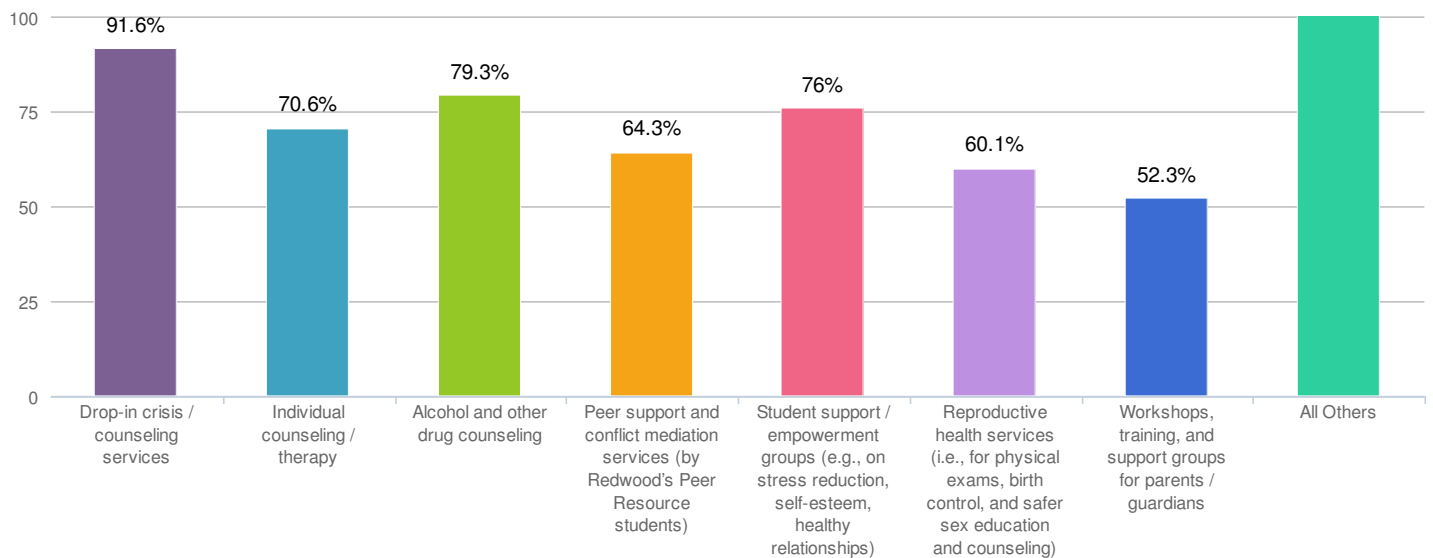
Total Respondents 334

\*Score is a weighted calculation. Items ranked first are valued higher than the following ranks, the score is the sum of all weighted rank counts.

21. Please rate your level of agreement with the following statements.

	<b>Strongly Disagree</b>	<b>Disagree</b>	<b>Neither Agree nor Disagree</b>	<b>Agree</b>	<b>Strongly Agree</b>	<b>Responses</b>
Student academic success is linked to their physical health.	<b>12</b> 3.6%	<b>16</b> 4.8%	<b>33</b> 9.9%	<b>157</b> 46.9%	<b>117</b> 34.9%	335
Student academic success is linked to their peer relationships.	<b>6</b> 1.8%	<b>19</b> 5.7%	<b>62</b> 18.7%	<b>182</b> 54.8%	<b>63</b> 19.0%	332
Student academic success is linked to their emotional wellbeing.	<b>14</b> 4.2%	<b>3</b> 0.9%	<b>7</b> 2.1%	<b>146</b> 43.6%	<b>165</b> 49.3%	335
Student academic success is linked to their family relationships.	<b>8</b> 2.4%	<b>6</b> 1.8%	<b>22</b> 6.6%	<b>188</b> 56.3%	<b>110</b> 32.9%	334

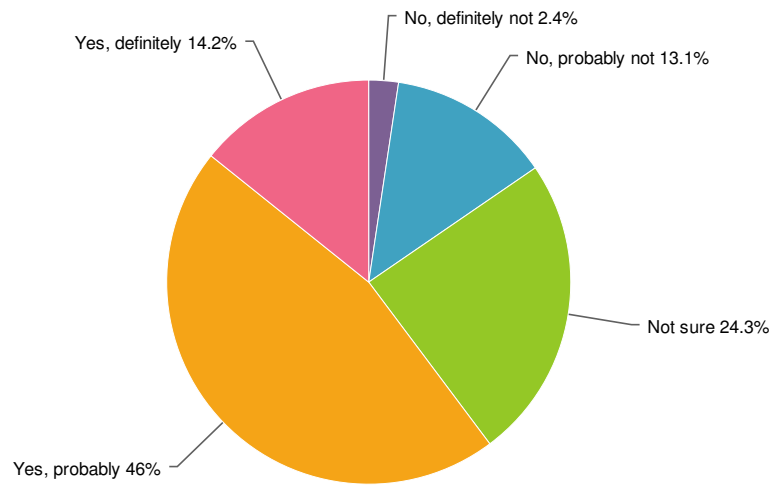
22. What services do you think should be offered at the Redwood Wellness Center? (Please select all that apply)



Value	Percent	Count	Statistics	
Drop-in crisis / counseling services	91.6%	305	Sum	1,388.0
Individual counseling / therapy	70.6%	235	Average	4.2
Alcohol and other drug counseling	79.3%	264	StdDev	1.5
Peer support and conflict mediation services (by Redwood's Peer Resource students)	64.3%	214	Max	9.0
Student support / empowerment groups (e.g., on stress reduction, self-esteem, healthy relationships)	76.0%	253		
Reproductive health services (i.e., for physical exams, birth control, and safer sex education and counseling)	60.1%	200		
Workshops, training, and support groups for parents / guardians	52.3%	174		
Workshops and trainings for teachers (e.g., relating social/emotional health to academic performance, how to support students with mental health issues)	60.4%	201		
School-wide education events (e.g., being safe online, coping with stress during finals, teen mental health, substance abuse prevention, etc.)	69.4%	231		
"Break Zone" - a hang out space for students when classes are not in-session where students can hang out, de-stress, get water/tea/healthy snacks, play games	69.4%	231		
Other (please specify)	11.1%	37		
	Total	333		

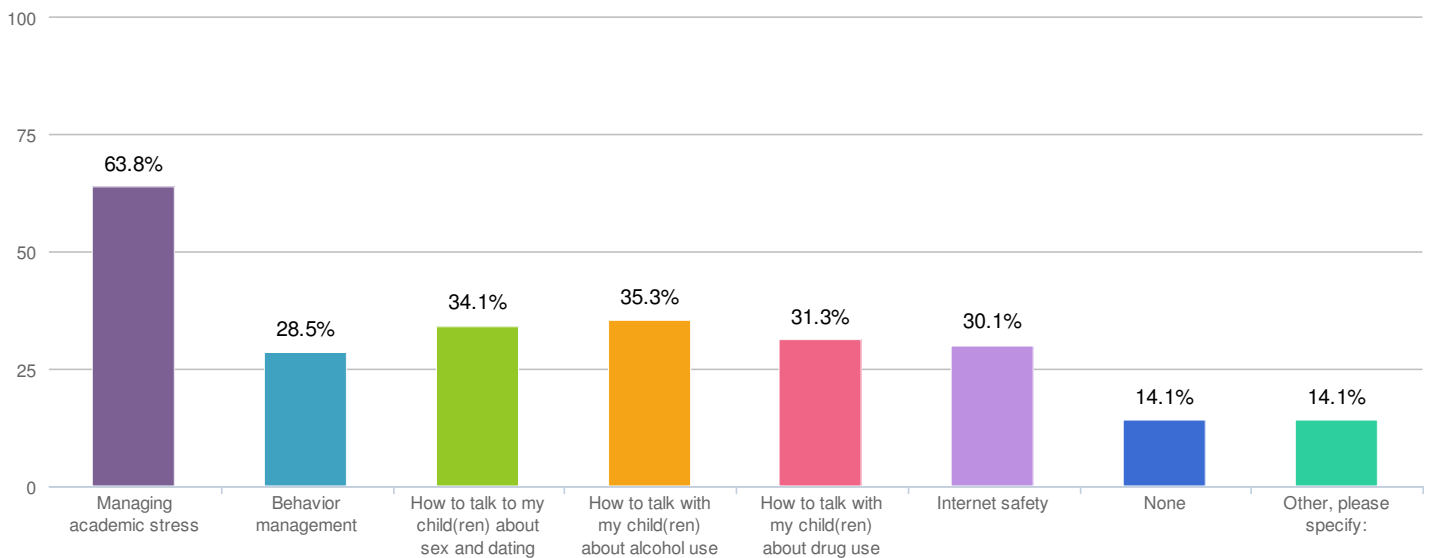


23. If parent workshops on adolescent health topics were offered through the Redwood Wellness Center, would you participate?



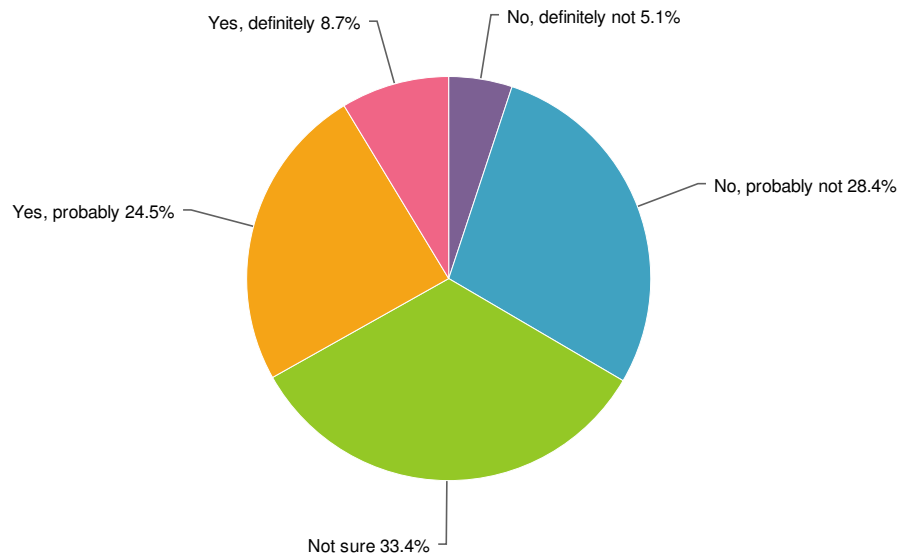
Value	Percent	Count
No, definitely not	2.4%	8
No, probably not	13.1%	44
Not sure	24.3%	82
Yes, probably	46.0%	155
Yes, definitely	14.2%	48
Total		337

## 24. Which of the following parent workshops would you participate in?



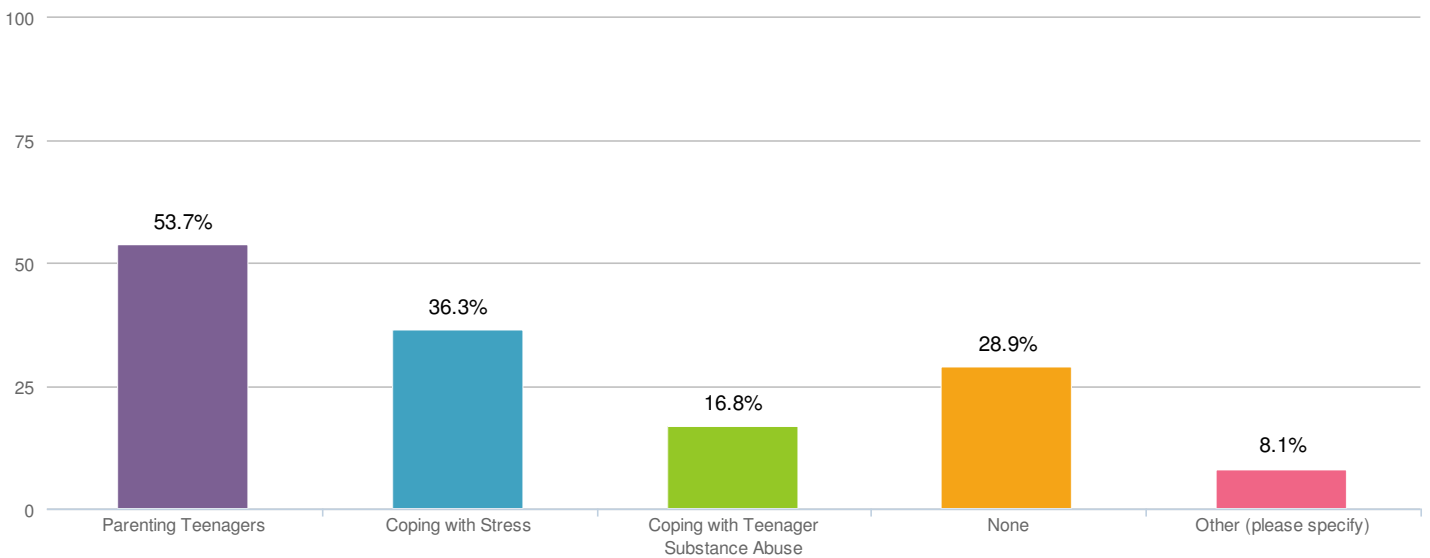
Value	Percent	Count	Statistics	
Managing academic stress	63.8%	208	Sum	2,348.0
Behavior management	28.5%	93	Average	7.2
How to talk to my child(ren) about sex and dating	34.1%	111	StdDev	0.8
How to talk with my child(ren) about alcohol use	35.3%	115	Max	8.0
How to talk with my child(ren) about drug use	31.3%	102		
Internet safety	30.1%	98		
None	14.1%	46		
Other, please specify:	14.1%	46		
	Total	326		

25. If parenting support groups were offered through the Redwood Wellness Center, would you participate?



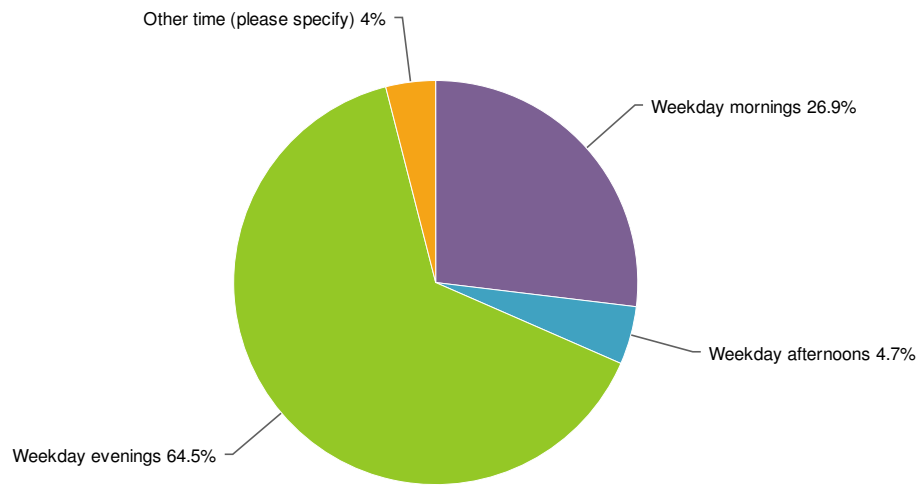
Value	Percent	Count
No, definitely not	5.1%	17
No, probably not	28.4%	95
Not sure	33.4%	112
Yes, probably	24.5%	82
Yes, definitely	8.7%	29
Total		335

26. Which of the following parent support groups would you participate in?



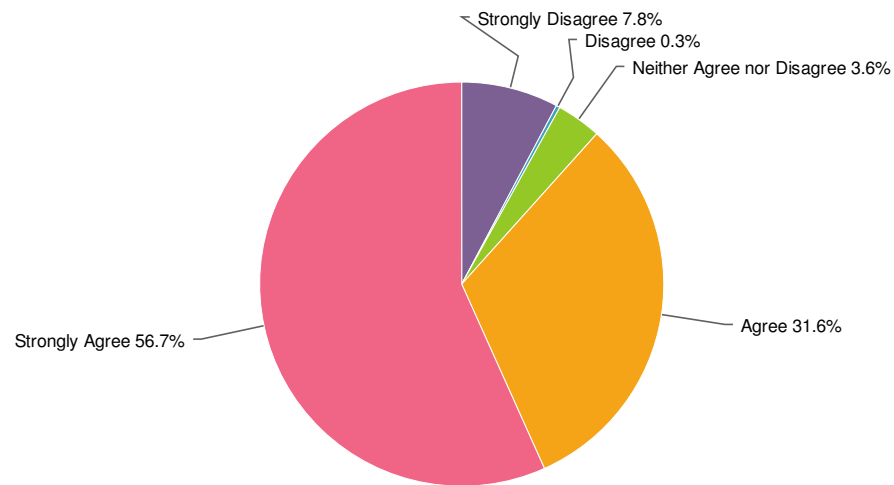
Value	Percent	Count	Statistics	
Parenting Teenagers	53.7%	173	Sum	1,052.0
Coping with Stress	36.3%	117	Average	3.3
Coping with Teenager Substance Abuse	16.8%	54	StdDev	0.6
None	28.9%	93	Max	8.0
Other (please specify)	8.1%	26		
	Total	322		

27. To maximize participation, what time of day should we hold parent workshops / support groups?



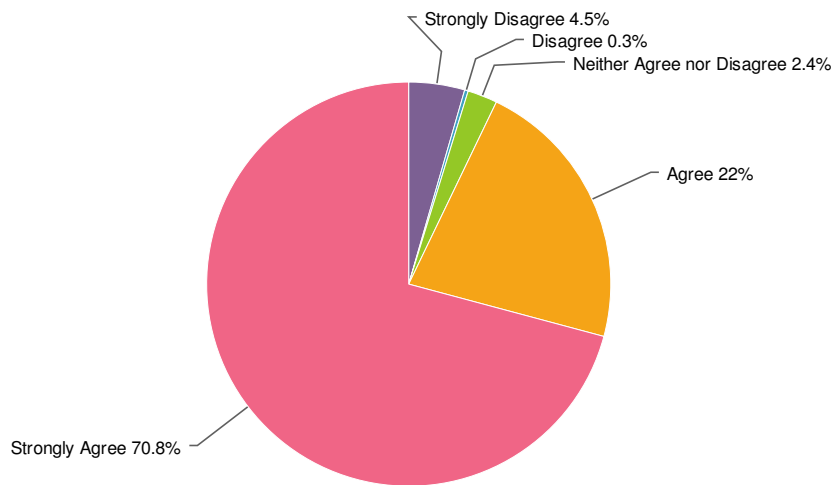
Value	Percent	Count
Weekday mornings	26.9%	81
Weekday afternoons	4.7%	14
Weekday evenings	64.5%	194
Other time (please specify)	4.0%	12
Total		301

28. Please rate your level of agreement with the following statement. Students should be able to access mental health services (e.g., individual counseling, support groups) at the Redwood Wellness Center.



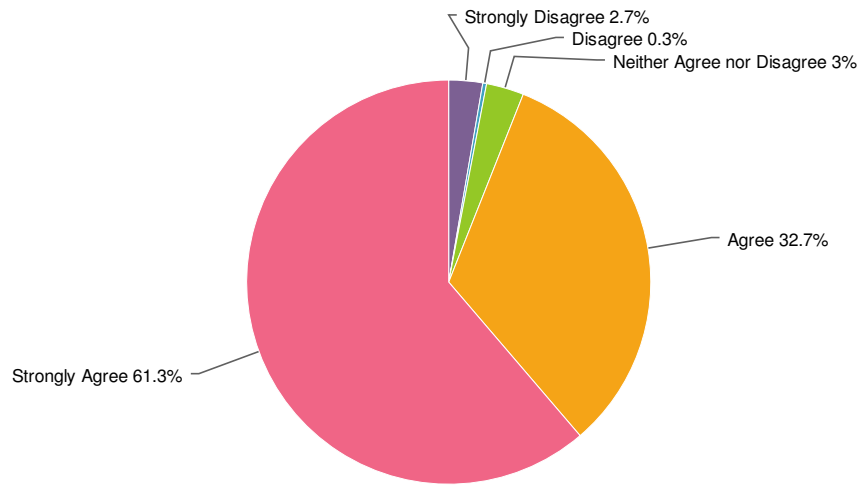
Value	Percent	Count	Statistics	
Strongly Disagree	7.8%	26	Sum	4,983.0
Disagree	0.3%	1	Average	46.6
Neither Agree nor Disagree	3.6%	12	StdDev	4.4
Agree	31.6%	106	Max	47.0
Strongly Agree	56.7%	190		
Total		335		

29. Please rate your level of agreement with the following statement. If my child was participating in mental health services at the Redwood Wellness Center, I would be willing to attend one or more sessions with them.



Value	Percent	Count	Statistics	
Strongly Disagree	4.5%	15	Sum	3,479.0
Disagree	0.3%	1	Average	46.4
Neither Agree nor Disagree	2.4%	8	StdDev	5.3
Agree	22.0%	74	Max	47.0
Strongly Agree	70.8%	238		
Total		336		

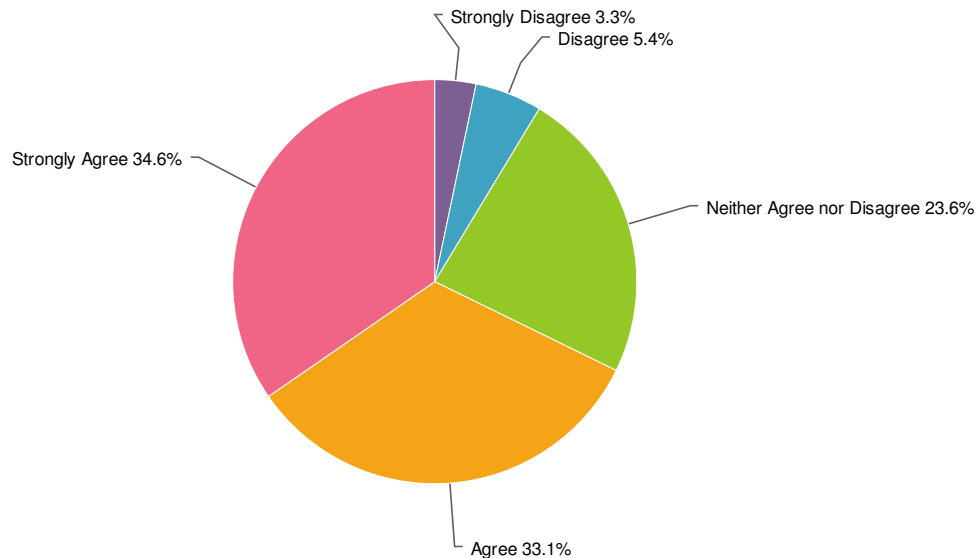
30. Please rate your level of agreement with the following statement. Students should be able to access education and counseling services for alcohol and other drug use / abuse at the Redwood Wellness Center.



Value	Percent	Count	Statistics	
Strongly Disagree	2.7%	9	Sum	5,124.0
Disagree	0.3%	1	Average	46.6
Neither Agree nor Disagree	3.0%	10	StdDev	4.4
Agree	32.7%	109	Max	47.0
Strongly Agree	61.3%	204		
Total		333		

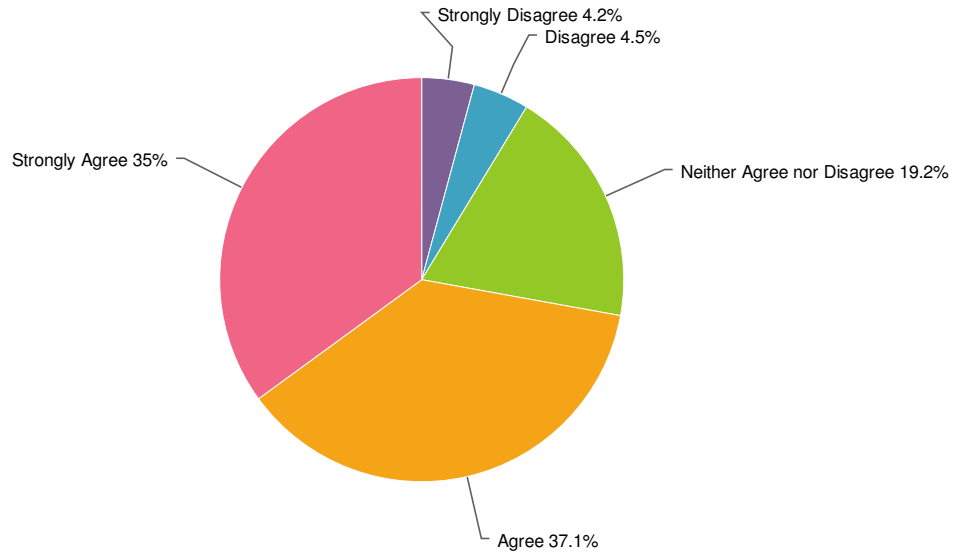


31. Please rate your level of agreement with the following statement. There is a need for reproductive health services for students (e.g., sex education, birth control, STD testing, pregnancy testing) at the Redwood Wellness Center.



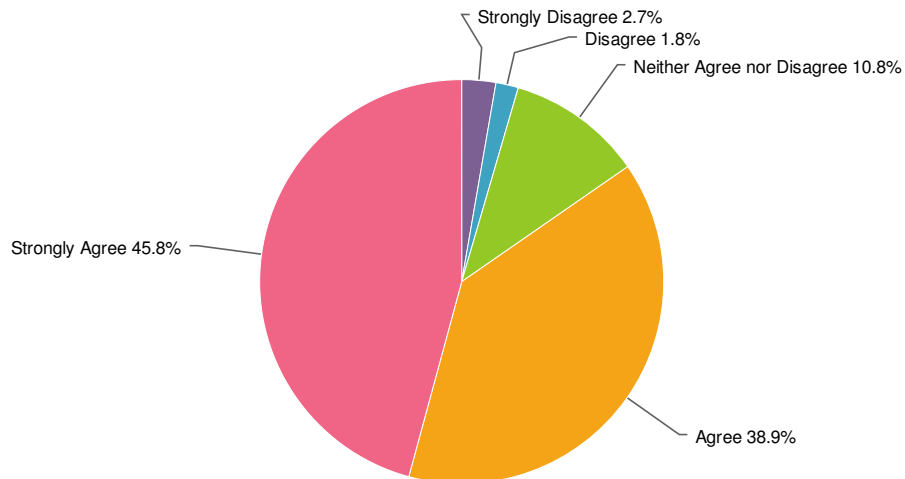
Value	Percent	Count	Statistics	
Strongly Disagree	3.3%	11	Sum	5,235.0
Disagree	5.4%	18	Average	40.6
Neither Agree nor Disagree	23.6%	79	StdDev	15.9
Agree	33.1%	111	Max	47.0
Strongly Agree	34.6%	116		
Total		335		

32. Please rate your level of agreement with the following statement. Students should be able to access reproductive health services (e.g., sex education, birth control, STD testing, pregnancy testing) at the Redwood Wellness Center.



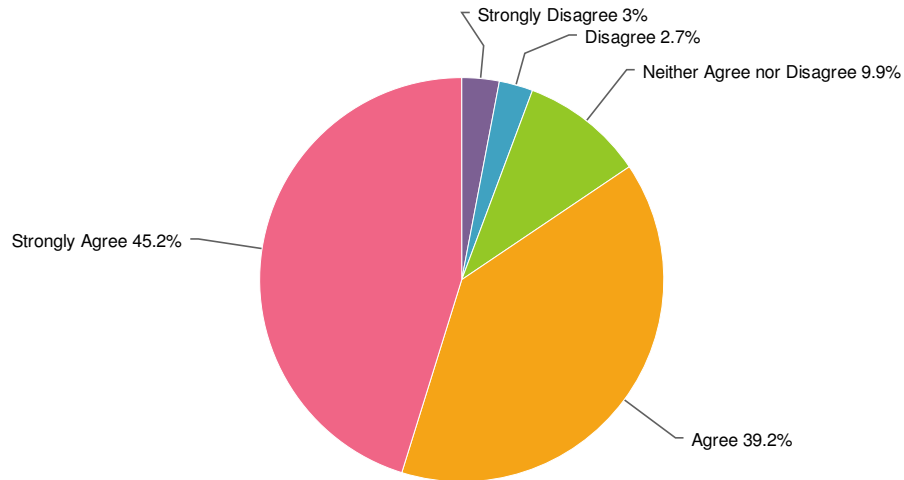
Value	Percent	Count	Statistics	
Strongly Disagree	4.2%	14	Sum	5,843.0
Disagree	4.5%	15	Average	42.0
Neither Agree nor Disagree	19.2%	64	StdDev	14.3
Agree	37.1%	124	Max	47.0
Strongly Agree	35.0%	117		
Total		334		

33. After reviewing the CDC fact sheet, please rate your level of agreement with the following statement. There is a need for reproductive health services for students (e.g., sex education, birth control, STD testing, pregnancy testing) at the Redwood Wellness Center.



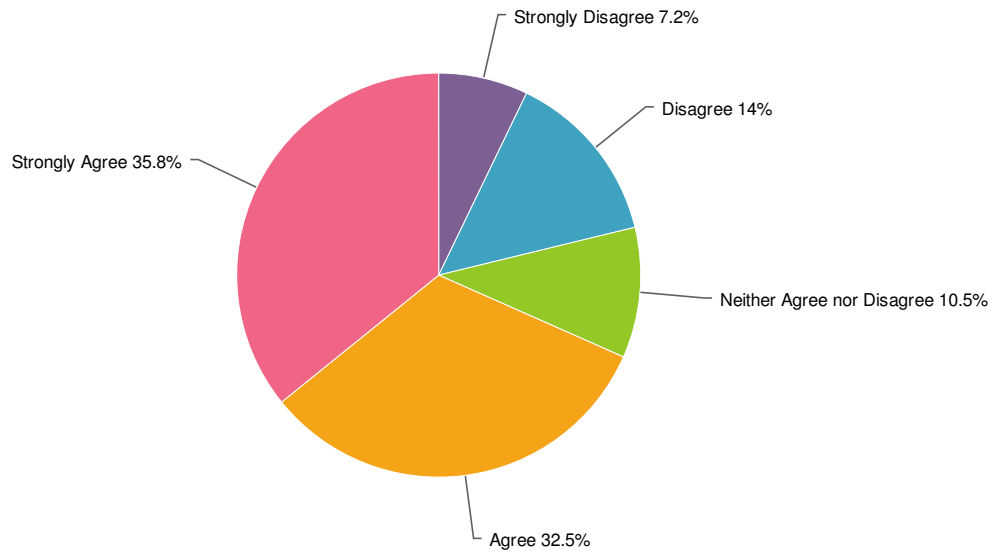
Value	Percent	Count	Statistics	
Strongly Disagree	2.7%	9	Sum	6,069.0
Disagree	1.8%	6	Average	45.0
Neither Agree nor Disagree	10.8%	36	StdDev	9.5
Agree	38.9%	129	Max	47.0
Strongly Agree	45.8%	152		
Total		332		

34. After reviewing the CDC fact sheet, please rate your level of agreement with the following statement. Students should be able to access reproductive health services (e.g., sex education, birth control, STD testing, pregnancy testing) at the Redwood Wellness Center.



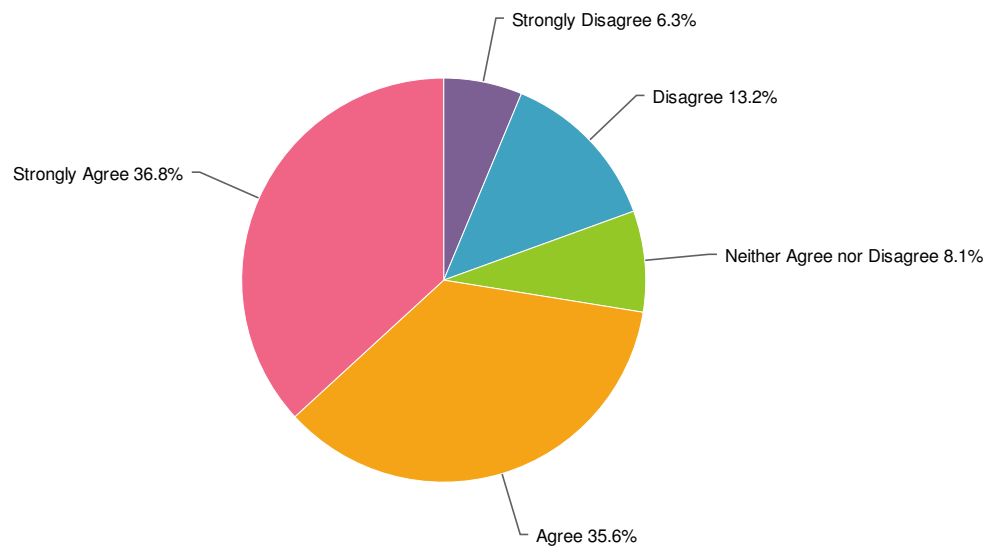
Value	Percent	Count	Statistics	
Strongly Disagree	3.0%	10	Sum	6,166.0
Disagree	2.7%	9	Average	44.0
Neither Agree nor Disagree	9.9%	33	StdDev	11.3
Agree	39.2%	131	Max	47.0
Strongly Agree	45.2%	151		
Total		334		

35. California law states that parental consent is not required for youth 12 or older to access reproductive health services. Do you agree with this law when it comes to your child(ren)?



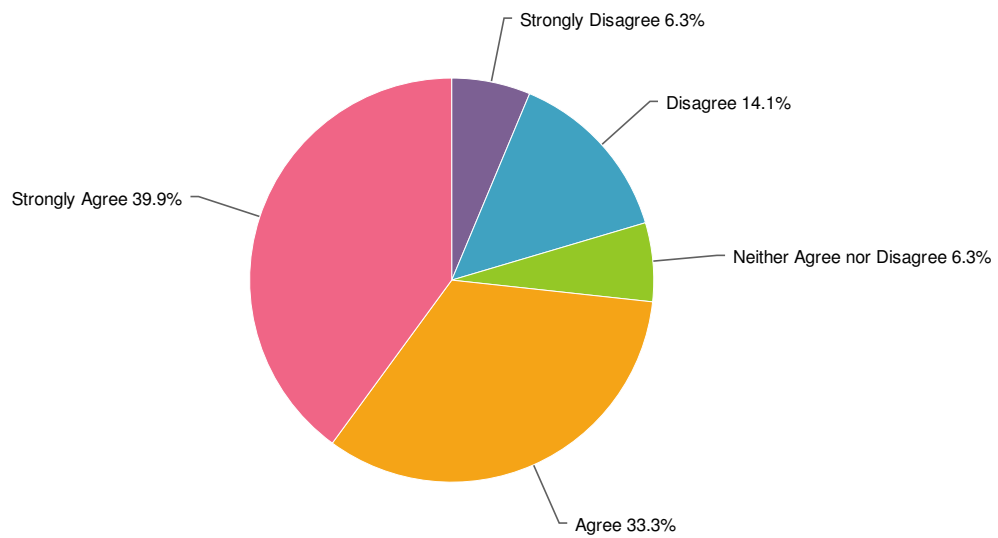
Value	Percent	Count	Statistics	
Strongly Disagree	7.2%	24	Sum	5,170.0
Disagree	14.0%	47	Average	33.1
Neither Agree nor Disagree	10.5%	35	StdDev	21.1
Agree	32.5%	109	Max	47.0
Strongly Agree	35.8%	120		
Total		335		

36. California law states that parental consent is not required for youth 12 or older to access reproductive health services. Do you agree with this law when it comes to Redwood students in general?



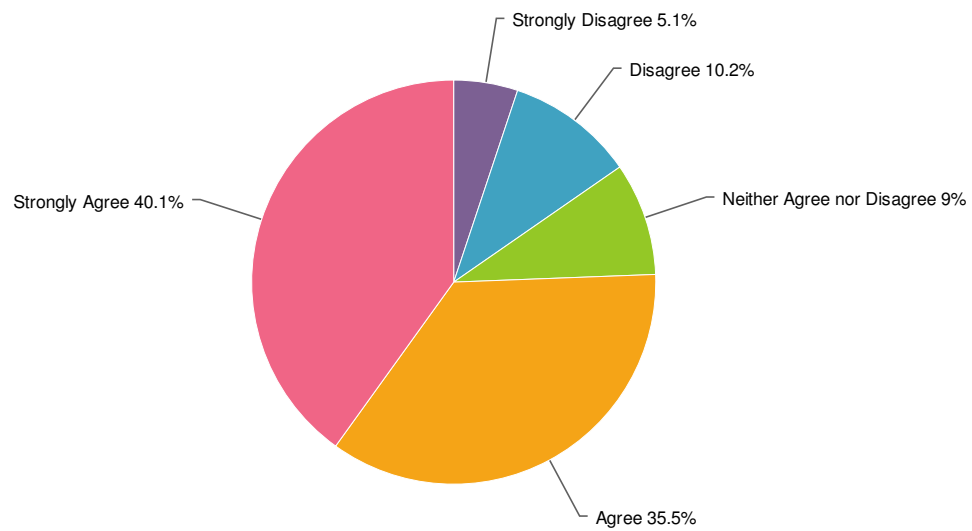
Value	Percent	Count	Statistics	
Strongly Disagree	6.3%	21	Sum	5,637.0
Disagree	13.2%	44	Average	34.6
Neither Agree nor Disagree	8.1%	27	StdDev	20.4
Agree	35.6%	119	Max	47.0
Strongly Agree	36.8%	123		
Total		334		

37. California law states that parental consent is not required for youth 12 or older to access mental health services in some instances. Do you agree with this law when it comes to your child(ren)?



Value	Percent	Count	Statistics	
Strongly Disagree	6.3%	21	Sum	5,264.0
Disagree	14.1%	47	Average	33.3
Neither Agree nor Disagree	6.3%	21	StdDev	21.0
Agree	33.3%	111	Max	47.0
Strongly Agree	39.9%	133		
Total		333		

38. California law states that parental consent is not required for youth 12 or older to access mental health services in some instances. Do you agree with this law when it comes to Redwood students in general?



Value	Percent	Count	Statistics	
Strongly Disagree	5.1%	17	Sum	5,580.0
Disagree	10.2%	34	Average	36.7
Neither Agree nor Disagree	9.0%	30	StdDev	19.2
Agree	35.5%	118	Max	47.0
Strongly Agree	40.1%	133		
Total		332		



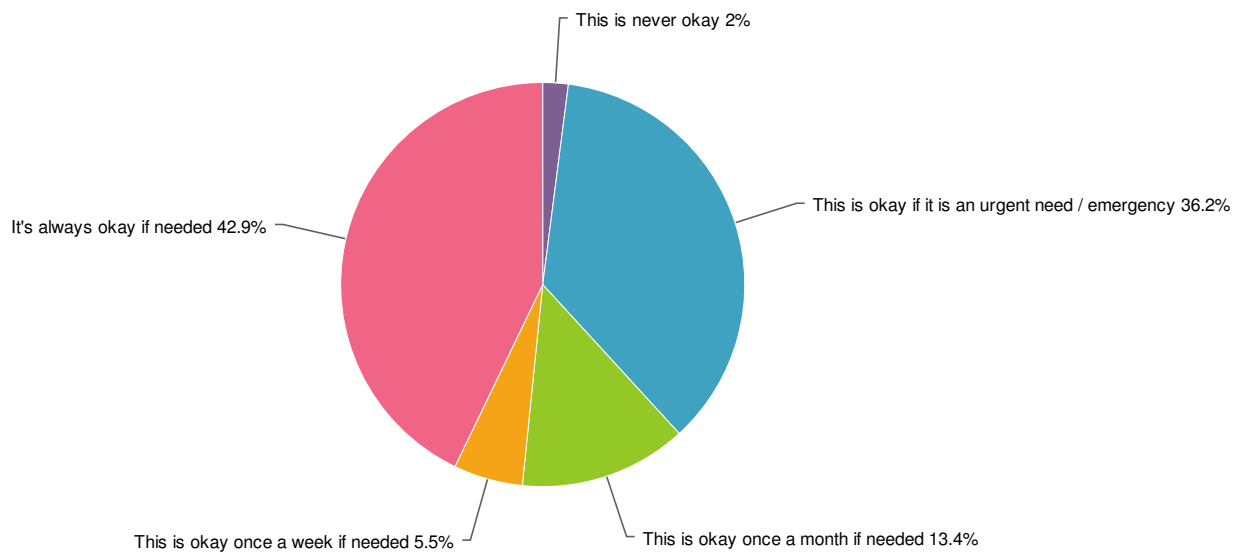
39. If your child was going to participate in mental health services at the Redwood Wellness Center, would you prefer to be informed?

	I would greatly prefer to be informed	I would generally prefer to be informed	I would not need to be informed	I would generally prefer not to be informed	I would greatly prefer not to be informed	Responses
For ongoing therapy sessions	<b>223</b> 66.6%	<b>86</b> 25.7%	<b>24</b> 7.2%	<b>0</b> 0.0%	<b>2</b> 0.6%	335
For support groups	<b>181</b> 54.5%	<b>106</b> 31.9%	<b>41</b> 12.3%	<b>2</b> 0.6%	<b>2</b> 0.6%	332
For educational and skill building groups	<b>133</b> 40.5%	<b>112</b> 34.1%	<b>81</b> 24.7%	<b>1</b> 0.3%	<b>1</b> 0.3%	328
For drop-in counseling	<b>139</b> 42.0%	<b>106</b> 32.0%	<b>83</b> 25.1%	<b>2</b> 0.6%	<b>1</b> 0.3%	331

40. If your child was going to participate in alcohol and drug abuse counseling at the Redwood Wellness Center, would you prefer to be informed?

	I would greatly prefer to be informed	I would generally prefer to be informed	I would not need to be informed	I would generally prefer not to be informed	I would greatly prefer not to be informed	Responses
For ongoing therapy sessions	<b>205</b> 61.4%	<b>93</b> 27.8%	<b>35</b> 10.5%	<b>0</b> 0.0%	<b>1</b> 0.3%	334
For support groups	<b>166</b> 50.5%	<b>105</b> 31.9%	<b>54</b> 16.4%	<b>3</b> 0.9%	<b>1</b> 0.3%	329
For educational and skill building groups	<b>135</b> 40.5%	<b>101</b> 30.3%	<b>94</b> 28.2%	<b>2</b> 0.6%	<b>1</b> 0.3%	333
For drop-in counseling	<b>155</b> 46.7%	<b>98</b> 29.5%	<b>75</b> 22.6%	<b>2</b> 0.6%	<b>2</b> 0.6%	332

41. How would you feel about your child missing class for an appointment at the Wellness Center?



Value	Percent	Count
This is never okay	2.0%	7
This is okay if it is an urgent need / emergency	36.2%	124
This is okay once a month if needed	13.4%	46
This is okay once a week if needed	5.5%	19
It's always okay if needed	42.9%	147
Total		343

