

Name:

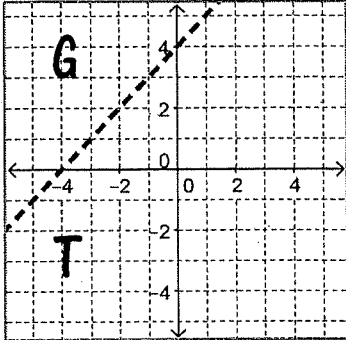
Date:

Period:

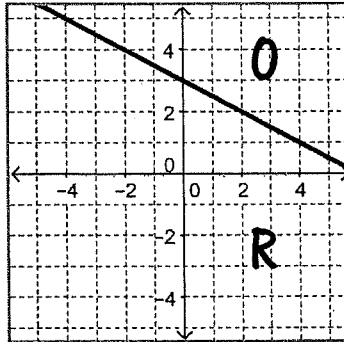
Graphing Linear Inequalities – Shading the Solution Area *cw3*

Directions: The boundary line for each inequality below has been graphed. Shade the correct solution area. Record the corresponding letter in the boxes below.

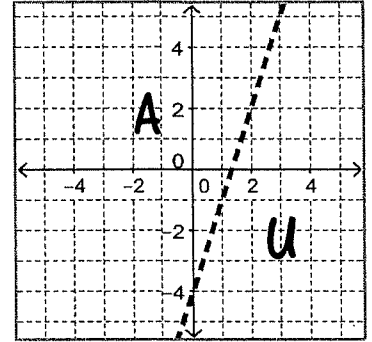
1 $y > x + 4$



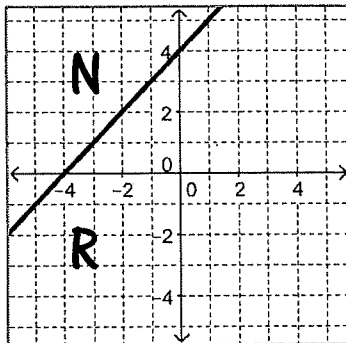
2 $y \geq -\frac{1}{2}x + 3$



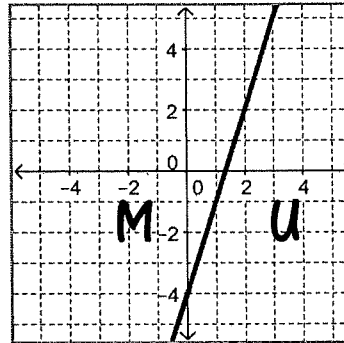
3 $y < 3x - 4$



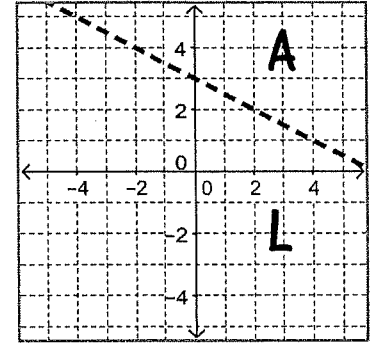
4 $y \leq x + 4$



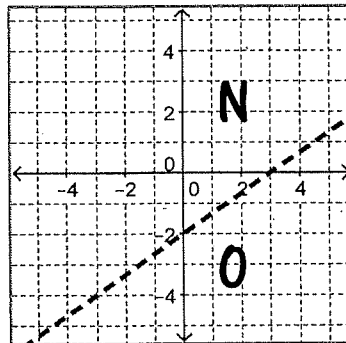
5 $y \geq 3x - 4$



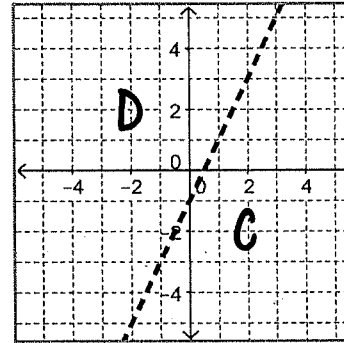
6 $y > -\frac{1}{2}x + 3$



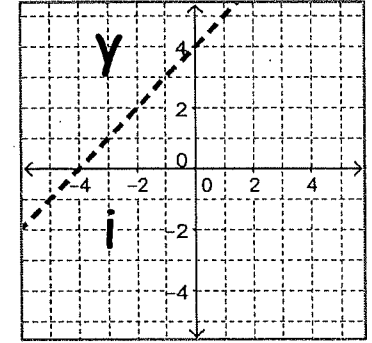
7 $y > \frac{2}{3}x - 2$



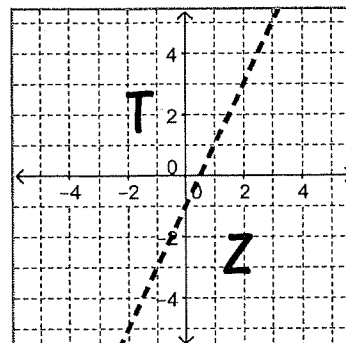
8 $y > 2x - 1$



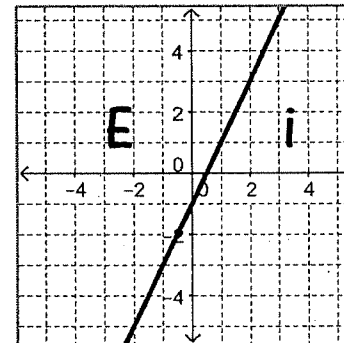
9 $y < x + 4$



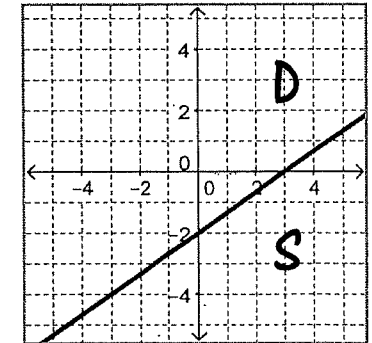
10 $y < 2x - 1$



11 $y \geq 2x - 1$



12 $y \leq \frac{2}{3}x - 2$



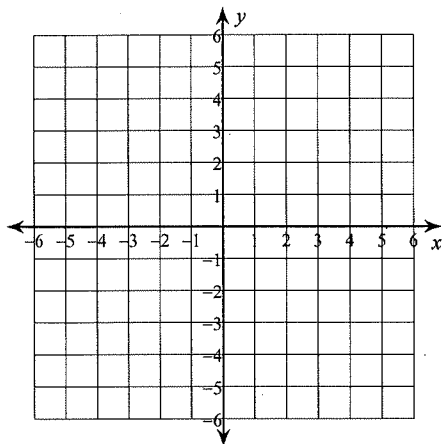
1	2	3	4	5	6	7	8	9	10	11	12

HW 3

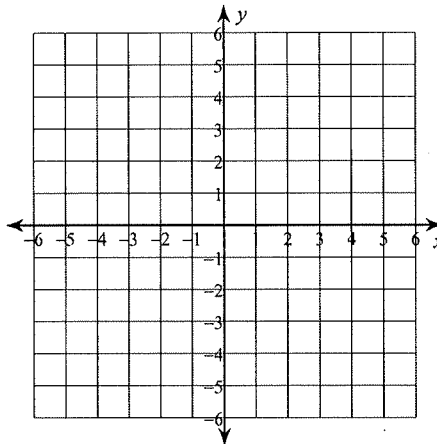
Date _____ Period _____

Sketch the graph of each linear inequality.

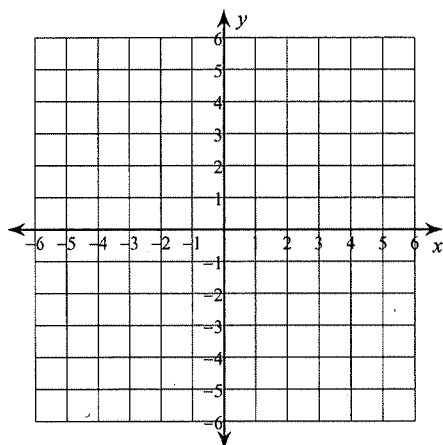
1) $y \leq \frac{9}{5}x - 5$



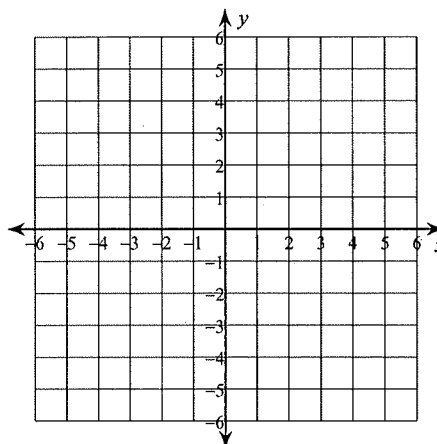
2) $y < -\frac{1}{4}x - 2$



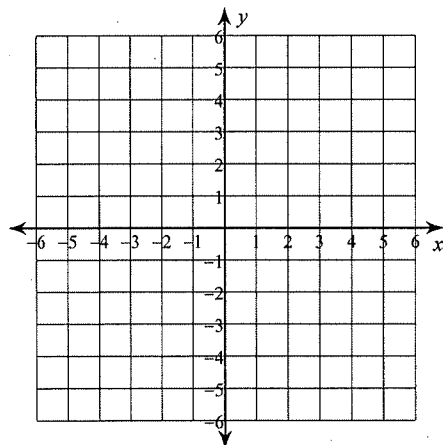
3) $y < -\frac{1}{2}x - 5$



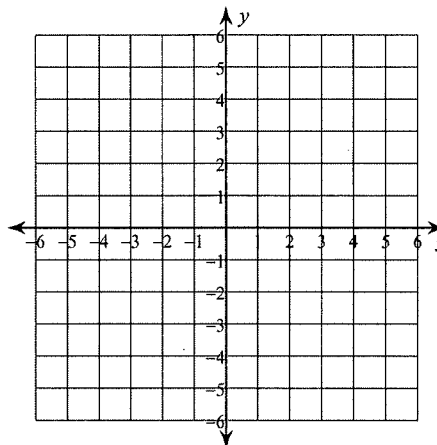
4) $y \geq -x + 1$



5) $3x - 5y \geq 5$



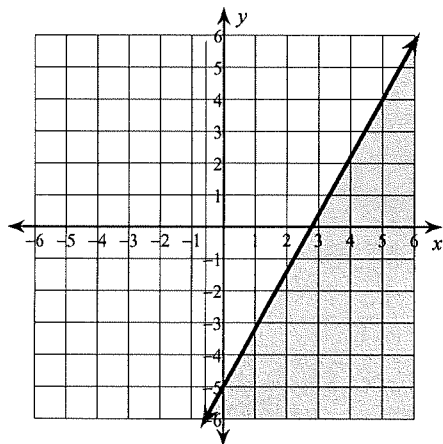
6) $2x + y \leq -5$



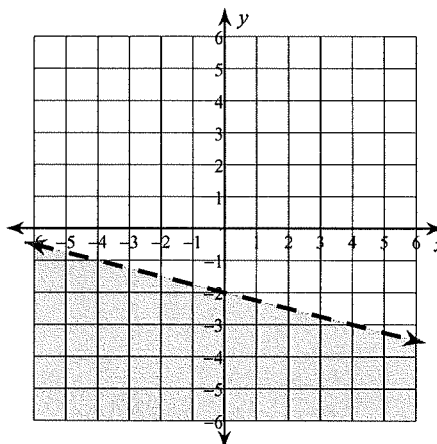
HW 3

Sketch the graph of each linear inequality.

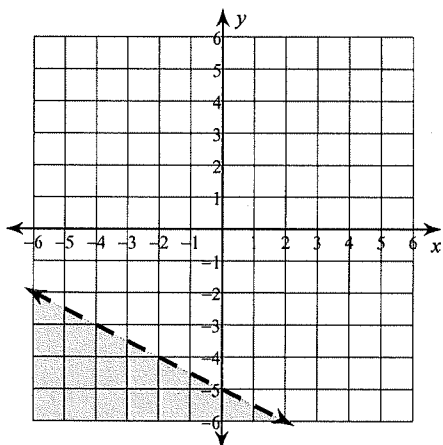
1) $y \leq \frac{9}{5}x - 5$



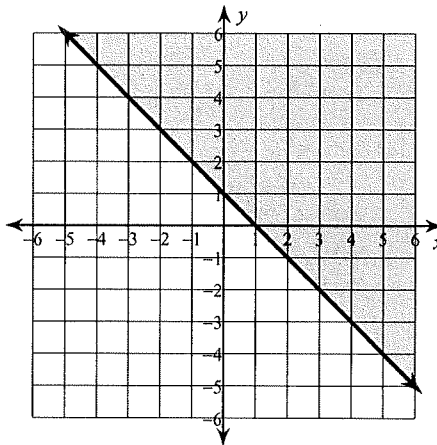
2) $y < -\frac{1}{4}x - 2$



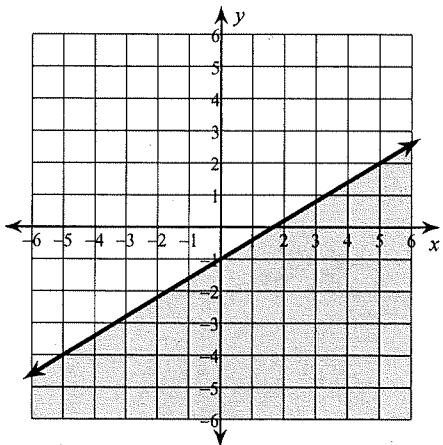
3) $y < -\frac{1}{2}x - 5$



4) $y \geq -x + 1$



5) $3x - 5y \geq 5$



6) $2x + y \leq -5$

